

Continental

Refrigerator

EXTRA WIDE
SIDE BY SIDE
DUAL TEMPS



Standard Features

- Modern, State-of-the-Art Styling
- Performance Rated Refrigeration Systems
- 3" Non-CFC Polyurethane Foam Insulation
- Chrome-Plated Flow Line Handles
- Cam-Action Lift-Off Hinges
- Self-Closing Doors
- Automatic Interior Lighting
- Magnetic Snap-In Gaskets
- Cylinder Lock In Each Door
- Automatic Electric Condensate Evaporator
- 5" Casters
- Heavy Duty Epoxy-Coated Steel Shelves
- External Dial Thermometer
- Automatic Electric Defrost on Freezer Systems

Standard (S/S Front, Aluminum Ends & Interior)
Suffix SA (S/S Exterior, Aluminum Interior)
Suffix SS (S/S Exterior & Interior)

Models Available

- 2RFE
- 3RRFE
- 3RFFE

Utilizing Environmentally Safe, CFC-free R-134a & R-404A Refrigerant

Optional Features & Accessories

- Half-Door
- Pass-Thru
- Remote
- Hinged Glass Doors
- Shallow Depth
- Warmer - Dual Temp Option
- Legs
- Stainless Steel Back
- Pan Slide Assemblies
- Stainless Steel Shelves
- Rehinging of Doors
- Increased Refrigeration Systems
- Digital Thermometer

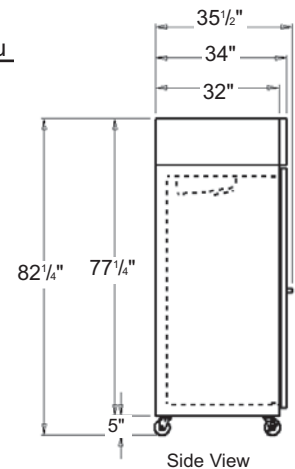


c



Extra-Wide Side by Side Dual Temps

CHARACTERISTICS	2RFE		3RRFE		3RFFE	
	Reach-In	Pass-Thru	Reach-In	Pass-Thru	Reach-In	Pass-Thru
DIMENSIONAL DATA						
Net Capacity (cu. ft.)	21/21	21/21	50/21	50/21	21/50	21/50
Width, Overall (in.)	57	57	85½	85½	85½	85½
Depth, Overall (Incl. Hdls.) (in.)	35½	39	35½	39	35½	39
Depth (Less Door(s)) (in.)	32	32	32	32	32	32
Depth (Doors(s) Open 90°) (in.)	58	84	58	84	58	84
Clear Door Width (in.)	21⅞	21⅞	21⅞	21⅞	21⅞	21⅞
Clear Full-Door Height (in.)	58⅝	58⅝	58⅝	58⅝	58⅝	58⅝
Clear Half-Door Height (in.)	27½	27½	27½	27½	27½	27½
Height, Overall (Inc. 6" Legs)(in.)	82¼	82¼	82¼	82¼	82¼	82¼
No. of Full Door(s)	2	4	3	6	3	6
No. of Half Door(s)	4	8	6	12	6	12
No. of Shelves	6	6	9	9	9	9
Shelf Area (sq. ft.)	20.4/20.4	20.4/20.4	40.8/20.4	40.8/20.4	20.4/40.8	20.4/40.8
Tray Slide Capacity (Half)	12 ea.	12 ea.	12 ea.	12 ea.	12 ea.	12 ea.
Tray Slide Capacity (Full)	25 ea.	25 ea.	25 ea.	25 ea.	25 ea.	25 ea.

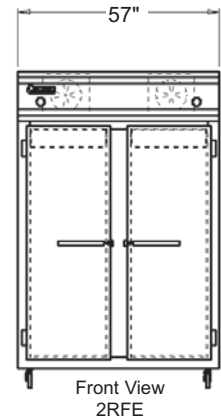


REFRIGERATION DATA

Condensing Unit Size (H.P.)	1/4, 1/3	1/4, 1/3	1/3, 1/3	1/3, 1/3	1/4, 1/2	1/4, 3/4
Capacity (BTU/hr)*	1940/1590	1940/1590	2560/1590	2560/1590	1940,2470	1940/3575

ELECTRICAL DATA

Cabinet Specifications	115/60/1	115/60/1	115/60/1	115/60/1	115/60/1	115/60/1/208-230
Feed Wires (Incl. Ground)	3/3	3/3	3/3	3/3	3/3	3/4
Condensing Unit Specs.	115/60/1	115/60/1	115/60/1	115/60/1	115/60/1	115/60/1/208-230
Total Amperes	6.5/7.2	7.2/8.0	9.1/7.2	9.8/8.0	6.5/9.8	7.2/9.0
Cabinet Amperes	1.6/1.6	1.9/1.9	1.9/1.6	2.6/1.9	1.6/1.9	1.9/2.6
Defrost Amperes	5.2	5.2	5.2	5.2	6.5	6.5
Power Supply Cord	yes/yes	yes/yes	yes/yes	yes/yes	yes/yes	yes/no



SHIPPING DATA

Height – crated (in.)	85½	85½	85½	85½	85½	85½
Width – crated (in.)	64	64	90	90	90	90
Depth – crated (in.)	42	42	42	42	42	42
Volume – crated (cu.ft.)	133	133	187	187	187	187
Weight Std – crated (lbs.)	580	640	835	875	835	875
Weight SS – crated (lbs.)	660	720	950	990	950	990
Weight Std – uncrated (lbs.)	410	470	625	660	625	660
Weight SS – uncrated (lbs.)	330	360	740	780	740	780

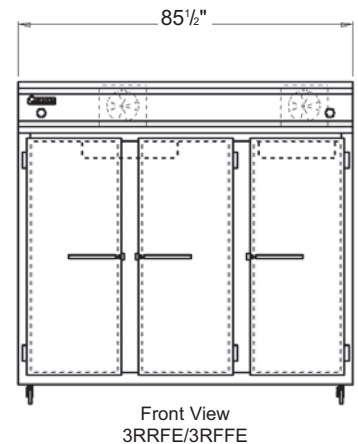
*Rating @ +25°F Evaporator, 90° Ambient (Refrigerator)

*Rating @ -15°F Evaporator, 90° Ambient (Freezer)

Note: All Specifications subject to change without notice.

Note: If the cabinet is located directly against wall and/or under low ceiling, a minimum clearance of 2" required.

Cabinet upper side panels and refrigeration plug systems can be easily removed and reinstalled at installation site where space limitations are confining.



Continental

Refrigerator

A Division of National Refrigeration & A/C Products, Inc.
539 Dunksferry Road Bensalem, PA 19020
(800) 523-7138 Fax: (215) 244-9579
www.continentalrefrigerator.com