



TQZ-Line Condensing Units

PRODUCT DATA & SPECIFICATIONS

Bulletin T40-TQZ-PDS-10
Part # 1090651

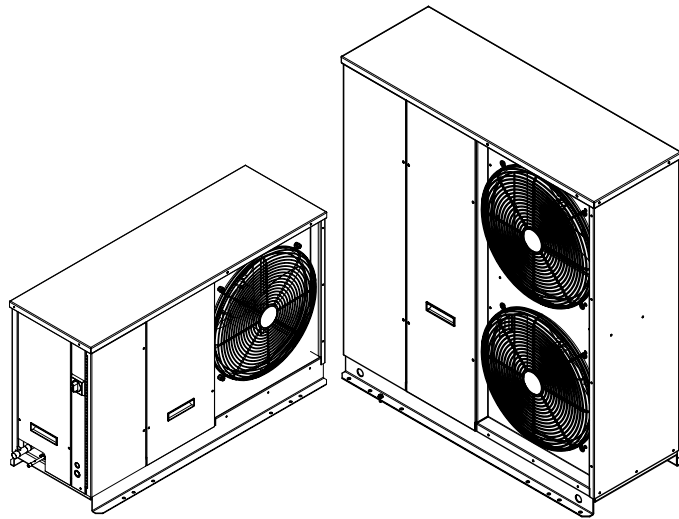
Outdoor Air-Cooled
Scroll Condensing Units

3/4 to 6 HP -
High, Medium and Low
Temperature Refrigeration

60
Hz


PRODUCT SUPPORT
 web: t-rp.com/tqz
 email: smcu@t-rp.com
 call: 1-844-893-3222 x521

scan: 



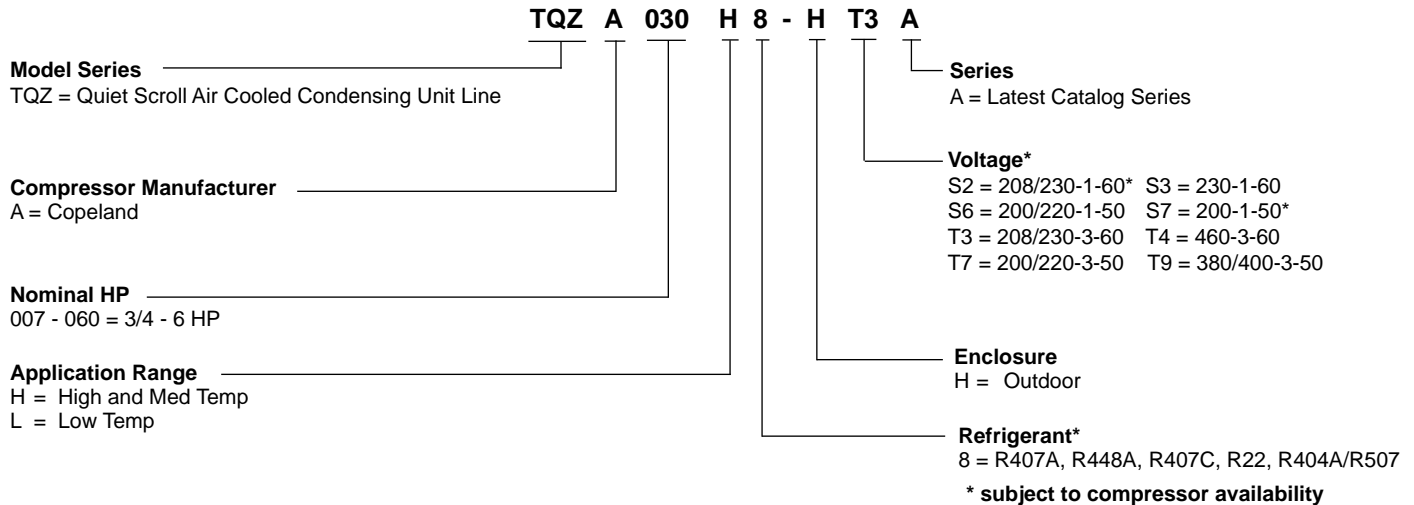

**INCLUDES DOE + NRCAN
COMPLIANT MODELS**

QUIETUNIT
REFRIGERATION DUTY CONDENSING UNITS


**INCLUDES RATINGS FOR
LOW GWP
REFRIGERANTS**

CONTENTS

	Page
Nomenclature.....	2
Features and Options	2 - 3
Capacity Data (Imperial and <i>Metric</i>).....	4 - 15
Electrical Data.....	17
Dimensional Data.....	18
Dimensional Data - Optional Wind Guard.....	19
Specifications.....	20
Annual Walk-In Energy Factor (AWEF) Ratings.....	21 - 22
Sound Data.....	23
Wiring Diagrams	24 - 26
Optional Wall Mount - Instructions.....	27
Project Information.....	27
Product Support Resources.....	BACK



STANDARD FEATURES

- Compatible with Low GWP Refrigerants
 - Copeland Scroll compressors
- Heavy duty weatherproof construction • Painted cabinet
- High efficiency enhanced tube and fin condenser design
 - Gold Coat™ fins
- High efficiency variable speed EC motor as head pressure control
 - Receiver with fusible plug and liquid shut-off valve
 - Liquid injection (low temperature models)
- Adjustable low pressure control and fixed high pressure control
 - Crankcase heater • Time delay relay
 - Discharge thermostat on applicable models only
- QuickVac evacuation and refrigerant recovery valves

OPTIONAL ACCESSORIES

- Sealed liquid line filter drier and sight glass
- Suction accumulator • Sealed suction filter
- Heated and insulated receiver - required in ambients below 10°F
 - Non-fused disconnect switch • Pump down toggle switch
 - Mechanical time clock
- Sound insulated compressor compartment *
 - Wall mount kit • Wind Guard
 - Oil separator (2 fan models only)

Package A:

- Standard Features (see pg. 2)

Package B:

- Standard Features (see pg. 2)
- *Plus* Sealed Liquid Line Filter Drier & Sight Glass

Package C:

- Standard Features (see pg. 2)
- *Plus* Sealed Liquid Line Filter Drier & Sight Glass
- *Plus* Suction Accumulator
- *Plus* Mechanical Time Clock

Package D:

- Standard Features (see pg. 2)
- *Plus* Sealed Liquid Line Filter Drier & Sight Glass
- *Plus* Heated and Insulated Receiver
(required in ambients below 10°F)

Package E:

- Standard Features (see pg. 2)
- *Plus* Sealed Liquid Line Filter Drier & Sight Glass
- *Plus* Heated and Insulated Receiver
(required in ambients below 10°F)
- *Plus* Suction Accumulator
- *Plus* Mechanical Time Clock

Package F:

- Standard Features (see pg. 2)
- *Plus* Sealed Liquid Line Filter Drier & Sight Glass
- *Plus* Mechanical Time Clock

Package G:

- Standard Features (see pg. 2)
- *Plus* Sealed Liquid Line Filter Drier & Sight Glass
- *Plus* Heated and Insulated Receiver
(required in ambients below 10°F)
- *Plus* Mechanical Time Clock

Package H:

- Standard Features (see pg. 2)
- *Plus* Sealed Liquid Line Filter Drier & Sight Glass
- *Plus* Suction Accumulator
- *Plus* Heated and Insulated Receiver
(required in ambients below 10°F)

Package J:

- Standard Features (see pg. 2)
- *Plus* Sealed Liquid Line Filter Drier & Sight Glass
- *Plus* Compressor Compartment Sound Insulation

Package K:

- Standard Features (see pg. 2)
- *Plus* Sealed Liquid Line Filter Drier & Sight Glass
- *Plus* Compressor Compartment Sound Insulation
- *Plus* Mechanical Time Clock

CAPACITY DATA - R407A

HIGH / MEDIUM TEMPERATURE (cont'd)

MODEL TQZ	SATURATED SUCTION TEMP.		CAPACITY BTU/H (WATTS) R407A AMBIENT TEMPERATURE °F (°C)											
			85 (29.4)		90 (32.2)		95 (35.0)		100 (37.8)		105 (40.6)		110 (43.3)	
			MEAN	DEW	MEAN	DEW	MEAN	DEW	MEAN	DEW	MEAN	DEW	MEAN	DEW
TQZA030H8 Compressor Model ZB21KCE	40	4.4	35300	33900	34000	32700	32700	31400	31300	30100	29800	28700	28500	27400
	35	1.7	32100	30900	30900	29700	29600	28500	28400	27300	27100	26100	25800	24800
	30	-1.1	29200	28100	28100	27000	26900	25900	25700	24700	24500	23600	23300	22400
	25	-3.9	26400	25400	25400	24400	24300	23400	23200	22300	22200	21300	21000	20200
	20	-6.7	23800	22900	22900	22000	21900	21100	20900	20100	19900	19100	18800	18100
	15	-9.4	21400	20600	20600	19800	19700	18900	18700	18000	17800	17100	16800	16200
	10	-12.2	19200	18500	18400	17700	17600	16900	16700	16100	15900	15300	15000	14400
	5	-15.0	17200	16500	16400	15800	15700	15100	14900	14300	14100	13600	13300	12800
0	-17.8	15200	14600	14600	14000	13800	13300	13100	12600	12400	11900	11600	11200	
TQZA035H8 Compressor Model ZB26KCE	40	4.4	44900	43200	43400	41700	41900	40300	40400	38800	38900	37400	37300	35900
	35	1.7	40500	38900	39100	37600	37800	36300	36300	34900	34900	33600	33500	32200
	30	-1.1	36500	35100	35300	33900	34000	32700	32700	31400	31400	30200	30100	28900
	25	-3.9	32900	31600	31700	30500	30600	29400	29300	28200	28200	27100	26900	25900
	20	-6.7	29500	28400	28500	27400	27500	26400	26300	25300	25300	24300	24100	23200
	15	-9.4	26500	25500	25600	24600	24600	23700	23600	22700	22600	21700	21600	20800
	10	-12.2	23800	22900	22900	22000	22000	21200	21100	20300	20200	19400	19200	18500
	5	-15.0	21200	20400	20400	19600	19600	18800	18700	18000	17900	17200	17100	16400
0	-17.8	18800	18100	18100	17400	17300	16600	16500	15900	15700	15100	14900	14300	
TQZA040H8 Compressor Model ZB30KCE	40	4.4	54400	52300	52600	50600	51000	49000	49100	47200	47100	45300	45100	43400
	35	1.7	49400	47500	47800	46000	46300	44500	44500	42800	42700	41100	40900	39300
	30	-1.1	44800	43100	43400	41700	41800	40200	40200	38700	38600	37100	36900	35500
	25	-3.9	40500	38900	39100	37600	37800	36300	36300	34900	34700	33400	33200	31900
	20	-6.7	36400	35000	35200	33800	33900	32600	32600	31300	31200	30000	29700	28600
	15	-9.4	32700	31400	31500	30300	30300	29100	29100	28000	27900	26800	26500	25500
	10	-12.2	29100	28000	28100	27000	26900	25900	25900	24900	24800	23800	23600	22700
	5	-15.0	25900	24900	25000	24000	23900	23000	22900	22000	21900	21100	20900	20100
0	-17.8	22900	22000	22000	21200	21100	20300	20200	19400	19300	18600	18400	17700	
TQZA050H8 Compressor Model ZB38KCE	40	4.4	65500	63000	63400	61000	61300	58900	59000	56700	56600	54400	54100	52000
	35	1.7	59600	57300	57600	55400	55600	53500	53500	51400	51300	49300	49000	47100
	30	-1.1	54000	51900	52200	50200	50300	48400	48400	46500	46300	44500	44200	42500
	25	-3.9	48800	46900	47100	45300	45300	43600	43500	41800	41700	40100	39700	38200
	20	-6.7	43900	42200	42300	40700	40700	39100	39000	37500	37300	35900	35700	34300
	15	-9.4	39300	37800	37900	36400	36400	35000	34800	33500	33400	32100	31800	30600
	10	-12.2	35000	33700	33700	32400	32400	31200	31000	29800	29600	28500	28300	27200
	5	-15.0	31100	29900	30000	28800	28700	27600	27500	26400	26200	25200	25100	24100
0	-17.8	27600	26500	26400	25400	25400	24400	24200	23300	23100	22200	22000	21200	
TQZA060H8 Compressor Model ZB45KCE	40	4.4	74400	71500	71900	69100	69300	66600	66600	64000	63800	61300	60900	58600
	35	1.7	67500	64900	65200	62700	62800	60400	60300	58000	57700	55500	55100	53000
	30	-1.1	61000	58700	59000	56700	56700	54500	54400	52300	52100	50100	49600	47700
	25	-3.9	55100	53000	53100	51100	51100	49100	49000	47100	46800	45000	44500	42800
	20	-6.7	49500	47600	47600	45800	45800	44000	43900	42200	41900	40300	39800	38300
	15	-9.4	44300	42600	42600	41000	40900	39300	39100	37600	37300	35900	35500	34100
	10	-12.2	39500	38000	38000	36500	36400	35000	34700	33400	33200	31900	31500	30300
	5	-15.0	35000	33700	33700	32400	32200	31000	30800	29600	29300	28200	27900	26800
0	-17.8	31000	29800	29700	28600	28400	27300	27100	26100	25900	24900	24500	23600	

NOTE: Mean temperature is the average temperature between the saturated suction vapor temperature (dew point) and the temperature feeding the evaporator. To be consistent with the evaporator selection method, Mean rating capacities are recommended.

- Shaded Area Restriction: 20°F Max Superheat

CAPACITY DATA - R407A
LOW TEMPERATURE (cont'd)

MODEL TQZ	SATURATED SUCTION TEMP. F° C°		CAPACITY BTU/H (WATTS) R407A AMBIENT TEMPERATURE °F (°C)											
			85 (29.4)		90 (32.2)		95 (35.0)		100 (37.8)		105 (40.6)		110 (43.3)	
			MEAN	DEW	MEAN	DEW	MEAN	DEW	MEAN	DEW	MEAN	DEW	MEAN	DEW
TQZA045L8 Compressor Model ZF13K4E	0	-17.8	23100	22000	22400	21300	21700	20700	21000	20000	20300	19300	19500	18600
	-5	-20.6	20700	19700	20000	19000	19300	18400	18700	17800	18000	17100	17200	16400
	-10	-23.3	18300	17400	17700	16900	17100	16300	16500	15700	15900	15100	15100	14400
	-15	-26.1	16200	15400	15600	14900	15000	14300	14500	13800	13900	13200	13200	12600
	-20	-28.9	14200	13500	13700	13000	13100	12500	12600	12000	12100	11500	11600	11000
	-25	-31.7	12400	11800	12000	11400	11400	10900	11000	10500	10500	10000	9980	9500
	-30	-34.4	10800	10300	10400	9900	10100	9600	9660	9200	9240	8800	8820	8400
	-35	-37.2	9560	9100	9240	8800	8930	8500	8610	8200	8190	7800	7880	7500
	-40	-40.0	8510	8100	8300	7900	7980	7600	7770	7400	7560	7200	7250	6900
TQZA055L8 Compressor Model ZF15K4E	0	-17.8	28100	26800	27300	26000	26500	25200	25500	24300	24700	23500	23700	22600
	-5	-20.6	25100	23900	24400	23200	23500	22400	22800	21700	21900	20900	21000	20000
	-10	-23.3	22300	21200	21600	20600	20900	19900	20200	19200	19300	18400	18600	17700
	-15	-26.1	19700	18800	19100	18200	18500	17600	17700	16900	17000	16200	16300	15500
	-20	-28.9	17400	16600	16800	16000	16300	15500	15600	14900	14900	14200	14300	13600
	-25	-31.7	15300	14600	14800	14100	14300	13600	13800	13100	13100	12500	12500	11900
	-30	-34.4	13500	12900	13000	12400	12600	12000	12100	11500	11600	11000	11000	10500
	-35	-37.2	12000	11400	11700	11100	11200	10700	10800	10300	10300	9800	9770	9300
	-40	-40.0	10800	10300	10500	10000	10200	9700	9770	9300	9350	8900	8930	8500
TQZA060L8 Compressor Model ZF18K4E	0	-17.8	33300	31700	32200	30700	31300	29800	30300	28900	29300	27900	28200	26900
	-5	-20.6	29700	28300	28900	27500	28000	26700	27100	25800	26100	24900	25200	24000
	-10	-23.3	26500	25200	25700	24500	24900	23700	24000	22900	23200	22100	22300	21200
	-15	-26.1	23500	22400	22800	21700	22100	21000	21300	20300	20500	19500	19600	18700
	-20	-28.9	20700	19700	20100	19100	19400	18500	18800	17900	18100	17200	17300	16500
	-25	-31.7	18300	17400	17600	16800	17100	16300	16500	15700	15900	15100	15200	14500
	-30	-34.4	16100	15300	15500	14800	15100	14400	14600	13900	14000	13300	13300	12700
	-35	-37.2	14300	13600	13900	13200	13400	12800	12900	12300	12400	11800	11900	11300
	-40	-40.0	12800	12200	12500	11900	12100	11500	11700	11100	11200	10700	10700	10200

NOTE: Mean temperature is the average temperature between the saturated suction vapor temperature (dew point) and the temperature feeding the evaporator. To be consistent with the evaporator selection method, Mean rating capacities are recommended.

MODEL TQZ	SATURATED SUCTION TEMP.		CAPACITY BTU/H (WATTS) R448A AMBIENT TEMPERATURE °F (°C)											
	° F	° C	85 (29.4)		90 (32.2)		95 (35.0)		100 (37.8)		105 (40.6)		110 (43.3)	
			MEAN	DEW	MEAN	DEW	MEAN	DEW	MEAN	DEW	MEAN	DEW	MEAN	DEW
TQZA007H8 Compressor Model ZB06KAE	40	4.4	10700	10300	10300	9900	9980	9600	9670	9300	9360	9000	9050	8700
	35	1.7	9780	9400	9460	9100	9150	8800	8840	8500	8530	8200	8220	7900
	30	-1.1	8840	8500	8530	8200	8320	8000	8010	7700	7700	7400	7490	7200
	25	-3.9	8010	7700	7800	7500	7490	7200	7280	7000	6970	6700	6760	6500
	20	-6.7	7280	7000	6970	6700	6760	6500	6550	6300	6340	6100	6030	5800
	15	-9.4	6550	6300	6340	6100	6030	5800	5820	5600	5620	5400	5410	5200
	10	-12.2	5820	5600	5620	5400	5410	5200	5200	5000	4990	4800	4890	4700
	5	-15.0	5200	5000	4990	4800	4890	4700	4680	4500	4470	4300	4260	4100
0	-17.8	4580	4400	4470	4300	4260	4100	4160	4000	3950	3800	3850	3700	
TQZA008H8 Compressor Model ZB07KAE	40	4.4	12700	12200	12300	11800	11900	11400	11400	11000	11000	10600	10600	10200
	35	1.7	11500	11100	11100	10700	10800	10400	10400	10000	9980	9600	9670	9300
	30	-1.1	10500	10100	10100	9700	9780	9400	9460	9100	9150	8800	8740	8400
	25	-3.9	9460	9100	9150	8800	8840	8500	8530	8200	8220	7900	7900	7600
	20	-6.7	8530	8200	8220	7900	8010	7700	7700	7400	7380	7100	7180	6900
	15	-9.4	7590	7300	7380	7100	7180	6900	6860	6600	6660	6400	6450	6200
	10	-12.2	6860	6600	6660	6400	6450	6200	6140	5900	5930	5700	5720	5500
	5	-15.0	6140	5900	5930	5700	5720	5500	5510	5300	5300	5100	5100	4900
0	-17.8	5410	5200	5200	5000	5100	4900	4890	4700	4680	4500	4580	4400	
TQZA009H8 Compressor Model ZB08KAE	40	4.4	14800	14200	14200	13700	13700	13200	13200	12700	12700	12200	12100	11600
	35	1.7	13400	12900	13000	12500	12500	12000	12100	11600	11500	11100	11100	10700
	30	-1.1	12200	11700	11800	11300	11300	10900	10900	10500	10500	10100	10100	9700
	25	-3.9	11000	10600	10600	10200	10300	9900	9880	9500	9570	9200	9150	8800
	20	-6.7	9880	9500	9570	9200	9260	8900	8940	8600	8630	8300	8320	8000
	15	-9.4	8840	8500	8630	8300	8320	8000	8010	7700	7700	7400	7490	7200
	10	-12.2	7900	7600	7700	7400	7490	7200	7180	6900	6970	6700	6660	6400
	5	-15.0	7070	6800	6860	6600	6660	6400	6450	6200	6240	6000	6030	5800
0	-17.8	6340	6100	6140	5900	5930	5700	5720	5500	5510	5300	5300	5100	
TQZA010H8 Compressor Model ZS09KAE	40	4.4	15600	15000	15300	14700	14800	14200	14200	13700	13700	13200	13000	12500
	35	1.7	14100	13600	13700	13200	13300	12800	12900	12400	12400	11900	11800	11300
	30	-1.1	12700	12200	12400	11900	12100	11600	11600	11200	11100	10700	10600	10200
	25	-3.9	11400	11000	11100	10700	10800	10400	10500	10100	9980	9600	9460	9100
	20	-6.7	10300	9900	10100	9700	9780	9400	9460	9100	9050	8700	8530	8200
	15	-9.4	9260	8900	9050	8700	8740	8400	8530	8200	8110	7800	7700	7400
	10	-12.2	8320	8000	8110	7800	7900	7600	7700	7400	7380	7100	6970	6700
	5	-15.0	7380	7100	7280	7000	7070	6800	6860	6600	6660	6400	6340	6100
0	-17.8	6660	6400	6550	6300	6340	6100	6240	6000	6030	5800	5720	5500	
TQZA011H8 Compressor Model ZS11KAE	40	4.4	18500	17800	18000	17300	17500	16800	16800	16200	16000	15400	15200	14600
	35	1.7	16700	16100	16300	15700	15800	15200	15200	14600	14500	13900	13700	13200
	30	-1.1	15100	14500	14700	14100	14200	13700	13600	13100	13000	12500	12300	11800
	25	-3.9	13600	13100	13200	12700	12800	12300	12400	11900	11800	11300	11100	10700
	20	-6.7	12300	11800	12000	11500	11500	11100	11100	10700	10600	10200	9980	9600
	15	-9.4	11000	10600	10700	10300	10400	10000	9980	9600	9570	9200	9050	8700
	10	-12.2	9880	9500	9670	9300	9360	9000	9050	8700	8630	8300	8220	7900
	5	-15.0	8840	8500	8630	8300	8420	8100	8110	7800	7800	7500	7380	7100
0	-17.8	7900	7600	7700	7400	7590	7300	7380	7100	7070	6800	6760	6500	
TQZA015H8 Compressor Model ZS13KAE	40	4.4	20900	20100	20300	19500	19600	18800	18700	18000	17900	17200	17000	16300
	35	1.7	18900	18200	18200	17500	17600	16900	16800	16200	16100	15500	15200	14600
	30	-1.1	17100	16400	16400	15800	15800	15200	15200	14600	14500	13900	13700	13200
	25	-3.9	15400	14800	14900	14300	14400	13800	13700	13200	13100	12600	12400	11900
	20	-6.7	13900	13400	13500	13000	13000	12500	12500	12000	11900	11400	11200	10800
	15	-9.4	12700	12200	12300	11800	11800	11300	11300	10900	10800	10400	10200	9800
	10	-12.2	11400	11000	11100	10700	10700	10300	10300	9900	9880	9500	9360	9000
	5	-15.0	10300	9900	10100	9700	9780	9400	9360	9000	8940	8600	8530	8200
0	-17.8	9260	8900	9050	8700	8840	8500	8530	8200	8220	7900	7800	7500	
TQZA020H8 Compressor Model ZB15KCE	40	4.4	25300	24300	24300	23400	23300	22400	22200	21300	21000	20200	19800	19000
	35	1.7	23200	22300	22300	21400	21300	20500	20300	19500	19200	18500	18100	17400
	30	-1.1	21100	20300	20300	19500	19300	18600	18500	17800	17500	16800	16400	15800
	25	-3.9	19100	18400	18400	17700	17700	17000	16700	16100	15900	15300	14900	14300
	20	-6.7	17400	16700	16700	16100	16000	15400	15200	14600	14400	13800	13500	13000
	15	-9.4	15700	15100	15100	14500	14500	13900	13700	13200	13000	12500	12200	11700
	10	-12.2	14000	13500	13500	13000	12900	12400	12300	11800	11600	11200	10800	10400
	5	-15.0	12600	12100	12100	11600	11500	11100	10900	10500	10300	9900	9670	9300
0	-17.8	11100	10700	10700	10300	10200	9800	9670	9300	9150	8800	8420	8100	

NOTE: Mean temperature is the average temperature between the saturated suction vapor temperature (dew point) and the temperature feeding the evaporator. To be consistent with the evaporator selection method, Mean rating capacities are recommended.

- For R449A, use R448A data.

- Shaded Area Restriction: 20°F Max Superheat

table continues on next page >>>

**CAPACITY DATA - R448A
HIGH/MEDIUM TEMPERATURE (cont'd)**

MODEL TQZ	SATURATED SUCTION TEMP.		CAPACITY BTU/H (WATTS) R448A AMBIENT TEMPERATURE °F (°C)											
	° F	° C	85 (29.4)		90 (32.2)		95 (35.0)		100 (37.8)		105 (40.6)		110 (43.3)	
			MEAN	DEW	MEAN	DEW	MEAN	DEW	MEAN	DEW	MEAN	DEW	MEAN	DEW
TQZA025H8 Compressor Model ZB19KCE	40	4.4	28500	27400	27400	26300	26100	25100	24900	23900	23500	22600	22200	21300
	35	1.7	26100	25100	25100	24100	23900	23000	22800	21900	21500	20700	20300	19500
	30	-1.1	23800	22900	22900	22000	21800	21000	20800	20000	19700	18900	18500	17800
	25	-3.9	21700	20900	20800	20000	20000	19200	18900	18200	18000	17300	16800	16200
	20	-6.7	19700	18900	18900	18200	18100	17400	17300	16600	16300	15700	15300	14700
	15	-9.4	17800	17100	17200	16500	16400	15800	15600	15000	14800	14200	13900	13400
	10	-12.2	16000	15400	15400	14800	14800	14200	14000	13500	13300	12800	12600	12100
	5	-15.0	14500	13900	13800	13300	13300	12800	12700	12200	12100	11600	11300	10900
0	-17.8	12900	12400	12400	11900	11900	11400	11300	10900	10800	10400	10200	9800	
TQZA030H8 Compressor Model ZB21KCE	40	4.4	35300	33900	34000	32700	32700	31400	31300	30100	30000	28800	28500	27400
	35	1.7	32200	31000	31100	29900	30000	28800	28700	27600	27500	26400	26100	25100
	30	-1.1	29400	28300	28400	27300	27400	26300	26200	25200	25100	24100	23900	23000
	25	-3.9	26800	25800	25900	24900	25000	24000	23900	23000	22900	22000	21800	21000
	20	-6.7	24400	23500	23500	22600	22700	21800	21700	20900	20800	20000	19900	19100
	15	-9.4	22200	21300	21300	20500	20600	19800	19800	19000	18900	18200	18000	17300
	10	-12.2	20000	19200	19200	18500	18600	17900	17900	17200	17100	16400	16300	15700
	5	-15.0	18000	17300	17400	16700	16700	16100	16100	15500	15400	14800	14800	14200
0	-17.8	16100	15500	15500	14900	15000	14400	14500	13900	13800	13300	13200	12700	
TQZA035H8 Compressor Model ZB26KCE	40	4.4	45100	43400	43700	42000	42200	40600	40800	39200	39300	37800	38000	36500
	35	1.7	41000	39400	39600	38100	38400	36900	37000	35600	35800	34400	34400	33100
	30	-1.1	37100	35700	36000	34600	34700	33400	33600	32300	32400	31200	31200	30000
	25	-3.9	33600	32300	32600	31300	31400	30200	30400	29200	29300	28200	28300	27200
	20	-6.7	30300	29100	29300	28200	28400	27300	27400	26300	26400	25400	25500	24500
	15	-9.4	27200	26200	26300	25300	25500	24500	24600	23700	23700	22800	22900	22000
	10	-12.2	24400	23500	23600	22700	22800	21900	22000	21200	21200	20400	20500	19700
	5	-15.0	18000	17300	17400	16700	16700	16100	16100	15500	15400	14800	14800	14200
0	-17.8	16100	15500	15500	14900	15000	14400	14500	13900	13800	13300	13200	12700	
TQZA040H8 Compressor Model ZB30KCE	40	4.4	52600	50600	51000	49000	49200	47300	47300	45500	45600	43800	43800	42100
	35	1.7	47800	46000	46300	44500	44600	42900	43000	41300	41300	39700	39700	38200
	30	-1.1	43400	41700	41900	40300	40500	38900	38900	37400	37400	36000	35900	34500
	25	-3.9	39200	37700	38000	36500	36500	35100	35200	33800	33800	32500	32400	31200
	20	-6.7	35500	34100	34200	32900	33000	31700	31700	30500	30500	29300	29100	28000
	15	-9.4	31900	30700	30800	29600	29600	28500	28500	27400	27200	26200	26100	25100
	10	-12.2	28600	27500	27600	26500	26500	25500	25400	24400	24300	23400	23300	22400
	5	-15.0	25500	24500	24500	23600	23500	22600	22600	21700	21500	20700	20500	19700
0	-17.8	22700	21800	21700	20900	20800	20000	19900	19100	18800	18100	17900	17200	
TQZA050H8 Compressor Model ZB38KCE	40	4.4	64500	62000	62300	59900	60000	57700	57800	55600	55600	53500	53400	51300
	35	1.7	58400	56200	56500	54300	54500	52400	52400	50400	50300	48400	48400	46500
	30	-1.1	53000	51000	51200	49200	49300	47400	47400	45600	45600	43800	43700	42000
	25	-3.9	47900	46100	46300	44500	44500	42800	42800	41200	41100	39500	39400	37900
	20	-6.7	43300	41600	41700	40100	40100	38600	38600	37100	37000	35600	35500	34100
	15	-9.4	38900	37400	37500	36100	36100	34700	34600	33300	33200	31900	31700	30500
	10	-12.2	34900	33600	33600	32300	32200	31000	30900	29700	29500	28400	28200	27100
	5	-15.0	31200	30000	30000	28800	28700	27600	27400	26300	26100	25100	24900	23900
0	-17.8	27600	26500	26400	25400	25300	24300	24000	23100	22800	21900	21600	20800	

NOTE: Mean temperature is the average temperature between the saturated suction vapor temperature (dew point) and the temperature feeding the evaporator. To be consistent with the evaporator selection method, Mean rating capacities are recommended.

- For R449A, use R448A data.

- Shaded Area Restriction: 20°F Max Superheat

MODEL TQZ	SATURATED SUCTION TEMP. F° C°	CAPACITY BTU/H (WATTS) R448A AMBIENT TEMPERATURE °F (°C)											
		85 (29.4)		90 (32.2)		95 (35.0)		100 (37.8)		105 (40.6)		110 (43.3)	
		MEAN	DEW	MEAN	DEW	MEAN	DEW	MEAN	DEW	MEAN	DEW	MEAN	DEW
Compressor Model ZF03KAE	0 -17.8	5250	5000	5040	4800	4830	4600	4730	4500	4520	4300	4410	4200
	-5 -20.6	4620	4400	4520	4300	4310	4100	4200	4000	4100	3900	3890	3700
	-10 -23.3	4100	3900	3990	3800	3890	3700	3780	3600	3680	3500	3470	3300
	-15 -26.1	3680	3500	3570	3400	3470	3300	3360	3200	3260	3100	3150	3000
	-20 -28.9	3260	3100	3150	3000	3050	2900	2940	2800	2940	2800	2840	2700
	-25 -31.7	2940	2800	2840	2700	2730	2600	2630	2500	2630	2500	2520	2400
	-30 -34.4	2630	2500	2520	2400	2420	2300	2420	2300	2310	2200	2210	2100
	-35 -37.2	2310	2200	2210	2100	2210	2100	2100	2000	2000	1900	2000	1900
-40 -40.0	2000	1900	2000	1900	1890	1800	1890	1800	1790	1700	1680	1600	
Compressor Model ZF04KAE	0 -17.8	7140	6800	6830	6500	6620	6300	6410	6100	6200	5900	5990	5700
	-5 -20.6	6300	6000	6090	5800	5880	5600	5670	5400	5460	5200	5250	5000
	-10 -23.3	5570	5300	5360	5100	5250	5000	5040	4800	4830	4600	4620	4400
	-15 -26.1	4940	4700	4730	4500	4620	4400	4410	4200	4310	4100	4100	3900
	-20 -28.9	4310	4100	4200	4000	3990	3800	3890	3700	3780	3600	3570	3400
	-25 -31.7	3780	3600	3680	3500	3470	3300	3360	3200	3260	3100	3150	3000
	-30 -34.4	3260	3100	3150	3000	3050	2900	2940	2800	2840	2700	2730	2600
	-35 -37.2	2840	2700	2730	2600	2730	2600	2630	2500	2520	2400	2420	2300
-40 -40.0	2520	2400	2420	2300	2420	2300	2310	2200	2210	2100	2210	2100	
Compressor Model ZF05KAE	0 -17.8	8300	7900	7980	7600	7770	7400	7460	7100	7250	6900	6930	6600
	-5 -20.6	7350	7000	7140	6800	6930	6600	6720	6400	6410	6100	6200	5900
	-10 -23.3	6510	6200	6300	6000	6090	5800	5880	5600	5670	5400	5460	5200
	-15 -26.1	5780	5500	5570	5300	5360	5100	5250	5000	5040	4800	4830	4600
	-20 -28.9	5040	4800	4940	4700	4730	4500	4620	4400	4410	4200	4200	4000
	-25 -31.7	4410	4200	4310	4100	4100	3900	3990	3800	3890	3700	3680	3500
	-30 -34.4	3890	3700	3680	3500	3570	3400	3470	3300	3360	3200	3260	3100
	-35 -37.2	3360	3200	3260	3100	3150	3000	3050	2900	2940	2800	2840	2700
-40 -40.0	2940	2800	2840	2700	2730	2600	2630	2500	2520	2400	2520	2400	
Compressor Model ZF06K4E	0 -17.8	11300	10800	11000	10500	10700	10200	10400	9900	10100	9600	9770	9300
	-5 -20.6	10200	9700	9870	9400	9660	9200	9350	8900	9140	8700	8820	8400
	-10 -23.3	9140	8700	8930	8500	8610	8200	8400	8000	8190	7800	7980	7600
	-15 -26.1	8190	7800	7880	7500	7670	7300	7460	7100	7350	7000	7140	6800
	-20 -28.9	7250	6900	7040	6700	6830	6500	6620	6300	6510	6200	6410	6100
	-25 -31.7	6410	6100	6200	5900	6090	5800	5880	5600	5780	5500	5670	5400
	-30 -34.4	5570	5300	5460	5200	5250	5000	5150	4900	5040	4800	4940	4700
	-35 -37.2	4940	4700	4730	4500	4620	4400	4410	4200	4310	4100	4310	4100
-40 -40.0	4200	4000	4100	3900	3890	3700	3780	3600	3680	3500	3680	3500	
Compressor Model ZF08K4E	0 -17.8	14400	13700	14000	13300	13400	12800	13000	12400	12500	11900	12000	11400
	-5 -20.6	12900	12300	12500	11900	12100	11500	11800	11200	11200	10700	10800	10300
	-10 -23.3	11600	11000	11200	10700	10900	10400	10500	10000	10100	9600	9770	9300
	-15 -26.1	10300	9800	9980	9500	9660	9200	9350	8900	9030	8600	8720	8300
	-20 -28.9	9140	8700	8930	8500	8610	8200	8300	7900	8090	7700	7770	7400
	-25 -31.7	8090	7700	7880	7500	7670	7300	7350	7000	7140	6800	6830	6500
	-30 -34.4	7140	6800	6930	6600	6720	6400	6510	6200	6300	6000	6090	5800
	-35 -37.2	6300	6000	6090	5800	5880	5600	5670	5400	5460	5200	5250	5000
-40 -40.0	5460	5200	5250	5000	5150	4900	4940	4700	4730	4500	4620	4400	
Compressor Model ZF09K4E	0 -17.8	15800	15000	15200	14500	14800	14100	14300	13600	13800	13100	13300	12700
	-5 -20.6	14200	13500	13800	13100	13300	12700	12900	12300	12500	11900	12000	11400
	-10 -23.3	12700	12100	12400	11800	12000	11400	11600	11000	11200	10700	10800	10300
	-15 -26.1	11300	10800	11000	10500	10700	10200	10400	9900	10100	9600	9660	9200
	-20 -28.9	10100	9600	9870	9400	9560	9100	9240	8800	8930	8500	8610	8200
	-25 -31.7	8930	8500	8720	8300	8510	8100	8190	7800	7980	7600	7670	7300
	-30 -34.4	7880	7500	7670	7300	7460	7100	7250	6900	7040	6700	6830	6500
	-35 -37.2	6930	6600	6720	6400	6510	6200	6410	6100	6200	5900	5990	5700
-40 -40.0	6090	5800	5880	5600	5670	5400	5570	5300	5360	5100	5250	5000	
Compressor Model ZF11K4E	0 -17.8	19100	18200	18600	17700	18000	17100	17200	16400	16600	15800	15900	15100
	-5 -20.6	17200	16400	16700	15900	16200	15400	15500	14800	14900	14200	14300	13600
	-10 -23.3	15400	14700	15000	14300	14500	13800	14000	13300	13400	12800	12900	12300
	-15 -26.1	13900	13200	13400	12800	13000	12400	12500	11900	12100	11500	11600	11000
	-20 -28.9	12300	11700	12000	11400	11600	11000	11200	10700	10800	10300	10400	9900
	-25 -31.7	10900	10400	10600	10100	10300	9800	9980	9500	9660	9200	9240	8800
	-30 -34.4	9660	9200	9350	8900	9140	8700	8820	8400	8510	8100	8190	7800
	-35 -37.2	8510	8100	8300	7900	7980	7600	7770	7400	7560	7200	7250	6900
-40 -40.0	7460	7100	7250	6900	7040	6700	6830	6500	6620	6300	6410	6100	

NOTE: Mean temperature is the average temperature between the saturated suction vapor temperature (dew point) and the temperature feeding the evaporator. To be consistent with the evaporator selection method, Mean rating capacities are recommended.

- For R449A, use R448A data.

table continues on next page >>>

CAPACITY DATA - R448A LOW TEMPERATURE (cont'd)

MODEL TQZ	SATURATED SUCTION TEMP. F° C°		CAPACITY BTU/H (WATTS) R448A AMBIENT TEMPERATURE °F (°C)											
			85 (29.4)		90 (32.2)		95 (35.0)		100 (37.8)		105 (40.6)		110 (43.3)	
			MEAN	DEW	MEAN	DEW	MEAN	DEW	MEAN	DEW	MEAN	DEW	MEAN	DEW
TQZA045L8 Compressor Model ZF13K4E	0	-17.8	24600	23400	23700	22600	22800	21700	21800	20800	20900	19900	19800	18900
	-5	-20.6	21900	20900	21200	20200	20400	19400	19500	18600	18600	17700	17700	16900
	-10	-23.3	19500	18600	18800	17900	18100	17200	17300	16500	16500	15700	15800	15000
	-15	-26.1	17200	16400	16600	15800	16000	15200	15300	14600	14700	14000	14000	13300
	-20	-28.9	15200	14500	14600	13900	14100	13400	13500	12900	12900	12300	12400	11800
	-25	-31.7	13300	12700	12800	12200	12400	11800	11900	11300	11400	10900	11000	10500
	-30	-34.4	11600	11000	11200	10700	10800	10300	10500	10000	10200	9700	9870	9400
	-35	-37.2	10100	9600	9770	9300	9450	9000	9240	8800	9030	8600	8820	8400
-40	-40.0	8720	8300	8510	8100	8300	7900	8190	7800	8090	7700	8090	7700	
TQZA055L8 Compressor Model ZF15K4E	0	-17.8	29700	28300	28700	27300	27500	26200	26400	25100	25200	24000	23900	22800
	-5	-20.6	26700	25400	25700	24500	24700	23500	23700	22600	22700	21600	21500	20500
	-10	-23.3	23700	22600	22900	21800	22100	21000	21200	20200	20300	19300	19300	18400
	-15	-26.1	21100	20100	20400	19400	19600	18700	18900	18000	18100	17200	17300	16500
	-20	-28.9	18700	17800	18100	17200	17400	16600	16800	16000	16200	15400	15400	14700
	-25	-31.7	16500	15700	16000	15200	15400	14700	14900	14200	14400	13700	13800	13100
	-30	-34.4	14500	13800	14100	13400	13700	13000	13100	12500	12700	12100	12300	11700
	-35	-37.2	12700	12100	12300	11700	12000	11400	11700	11100	11300	10800	11000	10500
-40	-40.0	11100	10600	10800	10300	10600	10100	10300	9800	10100	9600	9980	9500	
TQZA060L8 Compressor Model ZF18K4E	0	-17.8	35100	33400	33800	32200	32600	31000	31200	29700	29800	28400	28500	27100
	-5	-20.6	31500	30000	30300	28900	29200	27800	28000	26700	26900	25600	25700	24500
	-10	-23.3	28100	26800	27200	25900	26300	25000	25200	24000	24200	23000	23200	22100
	-15	-26.1	25100	23900	24300	23100	23400	22300	22600	21500	21700	20700	20800	19800
	-20	-28.9	22300	21200	21500	20500	20900	19900	20200	19200	19400	18500	18700	17800
	-25	-31.7	19600	18700	19100	18200	18500	17600	18000	17100	17400	16600	16800	16000
	-30	-34.4	17200	16400	16800	16000	16400	15600	16000	15200	15500	14800	15100	14400
	-35	-37.2	15100	14400	14800	14100	14500	13800	14200	13500	13900	13200	13700	13000
-40	-40.0	13100	12500	12900	12300	12700	12100	12600	12000	12400	11800	12400	11800	

NOTE: Mean temperature is the average temperature between the saturated suction vapor temperature (dew point) and the temperature feeding the evaporator. To be consistent with the evaporator selection method, Mean rating capacities are recommended.

- For R449A, use R448A data.

MODEL TQZ	SATURATED SUCTION TEMP.		CAPACITY BTU/H (WATTS) R404A R507 AMBIENT TEMPERATURE °F (°C)											
	F°	C°	85 (29.4)		90 (32.2)		95 (35.0)		100 (37.8)		105 (40.6)		110 (43.3)	
			MEAN	DEW	MEAN	DEW	MEAN	DEW	MEAN	DEW	MEAN	DEW	MEAN	DEW
TQZA007H8 Compressor Model ZB06KAE	40	4.4	N/A	11100	N/A	10700	N/A	10200	N/A	9800	N/A	9400	N/A	8900
	35	1.7	N/A	10100	N/A	9700	N/A	9300	N/A	9000	N/A	8600	N/A	8200
	30	-1.1	N/A	9200	N/A	8800	N/A	8500	N/A	8200	N/A	7800	N/A	7500
	25	-3.9	N/A	8300	N/A	8000	N/A	7700	N/A	7400	N/A	7100	N/A	6800
	20	-6.7	N/A	7500	N/A	7200	N/A	6900	N/A	6700	N/A	6400	N/A	6100
	15	-9.4	N/A	6700	N/A	6500	N/A	6200	N/A	6000	N/A	5800	N/A	5500
	10	-12.2	N/A	6000	N/A	5800	N/A	5600	N/A	5400	N/A	5100	N/A	4900
	5	-15.0	N/A	5400	N/A	5200	N/A	5000	N/A	4800	N/A	4600	N/A	4400
	0	-17.8	N/A	4800	N/A	4600	N/A	4400	N/A	4300	N/A	4100	N/A	3900
TQZA008H8 Compressor Model ZB07KAE	40	4.4	N/A	13400	N/A	12900	N/A	12400	N/A	11800	N/A	11300	N/A	10700
	35	1.7	N/A	12200	N/A	11700	N/A	11200	N/A	10700	N/A	10300	N/A	9800
	30	-1.1	N/A	11000	N/A	10600	N/A	10200	N/A	9800	N/A	9300	N/A	8900
	25	-3.9	N/A	9900	N/A	9600	N/A	9200	N/A	8800	N/A	8500	N/A	8100
	20	-6.7	N/A	9000	N/A	8600	N/A	8300	N/A	8000	N/A	7700	N/A	7300
	15	-9.4	N/A	8000	N/A	7800	N/A	7500	N/A	7200	N/A	6900	N/A	6600
	10	-12.2	N/A	7200	N/A	6900	N/A	6700	N/A	6500	N/A	6200	N/A	6000
	5	-15.0	N/A	6400	N/A	6200	N/A	6000	N/A	5800	N/A	5600	N/A	5400
	0	-17.8	N/A	5700	N/A	5500	N/A	5300	N/A	5100	N/A	4900	N/A	4800
TQZA009H8 Compressor Model ZB08KAE	40	4.4	N/A	15200	N/A	14600	N/A	14000	N/A	13400	N/A	12800	N/A	12200
	35	1.7	N/A	13700	N/A	13200	N/A	12600	N/A	12100	N/A	11600	N/A	11000
	30	-1.1	N/A	12400	N/A	11900	N/A	11400	N/A	11000	N/A	10500	N/A	10000
	25	-3.9	N/A	11200	N/A	10800	N/A	10400	N/A	9900	N/A	9500	N/A	9100
	20	-6.7	N/A	10200	N/A	9800	N/A	9400	N/A	9000	N/A	8600	N/A	8300
	15	-9.4	N/A	9200	N/A	8900	N/A	8500	N/A	8200	N/A	7900	N/A	7500
	10	-12.2	N/A	8300	N/A	8000	N/A	7700	N/A	7400	N/A	7100	N/A	6800
	5	-15.0	N/A	7500	N/A	7200	N/A	7000	N/A	6700	N/A	6400	N/A	6200
	0	-17.8	N/A	6700	N/A	6500	N/A	6200	N/A	6000	N/A	5800	N/A	5600
TQZA010H8 Compressor Model ZS09KAE	40	4.4	N/A	15100	N/A	14600	N/A	14000	N/A	13400	N/A	12800	N/A	12200
	35	1.7	N/A	14500	N/A	13900	N/A	13400	N/A	12900	N/A	12300	N/A	11700
	30	-1.1	N/A	13600	N/A	13200	N/A	12700	N/A	12200	N/A	11600	N/A	11100
	25	-3.9	N/A	12700	N/A	12300	N/A	11800	N/A	11400	N/A	10900	N/A	10400
	20	-6.7	N/A	11700	N/A	11300	N/A	10900	N/A	10500	N/A	10000	N/A	9600
	15	-9.4	N/A	10700	N/A	10300	N/A	9900	N/A	9500	N/A	9100	N/A	8700
	10	-12.2	N/A	9600	N/A	9300	N/A	8900	N/A	8600	N/A	8200	N/A	7800
	5	-15.0	N/A	8600	N/A	8300	N/A	8000	N/A	7600	N/A	7300	N/A	7000
	0	-17.8	N/A	7600	N/A	7300	N/A	7000	N/A	6700	N/A	6500	N/A	6200
TQZA011H8 Compressor Model ZS11KAE	40	4.4	N/A	17800	N/A	17100	N/A	16500	N/A	15700	N/A	15000	N/A	14300
	35	1.7	N/A	17000	N/A	16400	N/A	15800	N/A	15100	N/A	14400	N/A	13800
	30	-1.1	N/A	16100	N/A	15500	N/A	14900	N/A	14300	N/A	13700	N/A	13000
	25	-3.9	N/A	15000	N/A	14500	N/A	13900	N/A	13400	N/A	12800	N/A	12200
	20	-6.7	N/A	13900	N/A	13400	N/A	12900	N/A	12400	N/A	11800	N/A	11300
	15	-9.4	N/A	12600	N/A	12200	N/A	11700	N/A	11300	N/A	10800	N/A	10300
	10	-12.2	N/A	11400	N/A	11000	N/A	10600	N/A	10200	N/A	9700	N/A	9300
	5	-15.0	N/A	10200	N/A	9800	N/A	9400	N/A	9100	N/A	8700	N/A	8300
	0	-17.8	N/A	9000	N/A	8700	N/A	8300	N/A	8000	N/A	7700	N/A	7300
TQZA015H8 Compressor Model ZS13KAE	40	4.4	N/A	22500	N/A	21700	N/A	20900	N/A	20100	N/A	19300	N/A	18400
	35	1.7	N/A	20700	N/A	19900	N/A	19200	N/A	18400	N/A	17700	N/A	16900
	30	-1.1	N/A	19000	N/A	18300	N/A	17600	N/A	17000	N/A	16300	N/A	15500
	25	-3.9	N/A	17400	N/A	16800	N/A	16200	N/A	15600	N/A	15000	N/A	14300
	20	-6.7	N/A	15900	N/A	15400	N/A	14900	N/A	14300	N/A	13800	N/A	13200
	15	-9.4	N/A	14600	N/A	14100	N/A	13700	N/A	13200	N/A	12700	N/A	12200
	10	-12.2	N/A	13400	N/A	13000	N/A	12500	N/A	12100	N/A	11700	N/A	11200
	5	-15.0	N/A	12200	N/A	11900	N/A	11500	N/A	11100	N/A	10700	N/A	10300
	0	-17.8	N/A	11100	N/A	10800	N/A	10500	N/A	10200	N/A	9800	N/A	9500

N/A = Mean rating capacities do not apply to R404A/R507.

table continues on next page >>>

CAPACITY DATA - R404A R507
HIGH/MEDIUM TEMPERATURE (cont'd)

MODEL TQZ	SATURATED SUCTION TEMP.		CAPACITY BTU/H (WATTS) R404A R507 AMBIENT TEMPERATURE °F (°C)											
	F°	C°	85 (29.4)		90 (32.2)		95 (35.0)		100 (37.8)		105 (40.6)		110 (43.3)	
			MEAN	DEW	MEAN	DEW	MEAN	DEW	MEAN	DEW	MEAN	DEW	MEAN	DEW
Compressor Model ZB15KCE	40	4.4	N/A	24600	N/A	23600	N/A	22500	N/A	21500	N/A	20500	N/A	19400
	35	1.7	N/A	22700	N/A	21700	N/A	20800	N/A	19800	N/A	18800	N/A	17900
	30	-1.1	N/A	20900	N/A	20000	N/A	19100	N/A	18200	N/A	17300	N/A	16400
	25	-3.9	N/A	19200	N/A	18400	N/A	17600	N/A	16700	N/A	15900	N/A	15000
	20	-6.7	N/A	17500	N/A	16800	N/A	16100	N/A	15300	N/A	14500	N/A	13700
	15	-9.4	N/A	16000	N/A	15400	N/A	14700	N/A	14000	N/A	13300	N/A	12500
	10	-12.2	N/A	14600	N/A	14000	N/A	13400	N/A	12700	N/A	12100	N/A	11400
	5	-15.0	N/A	13200	N/A	12700	N/A	12100	N/A	11500	N/A	10900	N/A	10300
	0	-17.8	N/A	12000	N/A	11500	N/A	11000	N/A	10400	N/A	9900	N/A	9300
Compressor Model ZB19KCE	40	4.4	N/A	29300	N/A	28000	N/A	26800	N/A	25500	N/A	24200	N/A	22900
	35	1.7	N/A	27100	N/A	25900	N/A	24700	N/A	23500	N/A	22300	N/A	21100
	30	-1.1	N/A	24900	N/A	23900	N/A	22800	N/A	21700	N/A	20500	N/A	19400
	25	-3.9	N/A	22900	N/A	21900	N/A	20900	N/A	19900	N/A	18900	N/A	17800
	20	-6.7	N/A	21100	N/A	20100	N/A	19200	N/A	18200	N/A	17300	N/A	16300
	15	-9.4	N/A	19300	N/A	18400	N/A	17600	N/A	16700	N/A	15800	N/A	14900
	10	-12.2	N/A	17600	N/A	16800	N/A	16000	N/A	15200	N/A	14400	N/A	13500
	5	-15.0	N/A	16000	N/A	15300	N/A	14600	N/A	13800	N/A	13100	N/A	12300
	0	-17.8	N/A	14500	N/A	13800	N/A	13200	N/A	12500	N/A	11800	N/A	11100
Compressor Model ZB21KCE	40	4.4	N/A	34300	N/A	32800	N/A	31300	N/A	29700	N/A	28200	N/A	26600
	35	1.7	N/A	31700	N/A	30300	N/A	28800	N/A	27400	N/A	26000	N/A	24500
	30	-1.1	N/A	29200	N/A	27900	N/A	26600	N/A	25200	N/A	23900	N/A	22500
	25	-3.9	N/A	26900	N/A	25700	N/A	24400	N/A	23200	N/A	21900	N/A	20600
	20	-6.7	N/A	24700	N/A	23500	N/A	22400	N/A	21300	N/A	20100	N/A	18900
	15	-9.4	N/A	22600	N/A	21600	N/A	20500	N/A	19500	N/A	18400	N/A	17300
	10	-12.2	N/A	20600	N/A	19700	N/A	18700	N/A	17700	N/A	16700	N/A	15700
	5	-15.0	N/A	18800	N/A	17900	N/A	17000	N/A	16100	N/A	15200	N/A	14200
	0	-17.8	N/A	17000	N/A	16200	N/A	15400	N/A	14600	N/A	13800	N/A	12900
Compressor Model ZB26KCE	40	4.4	N/A	44600	N/A	42900	N/A	41100	N/A	39300	N/A	37400	N/A	35600
	35	1.7	N/A	41000	N/A	39400	N/A	37800	N/A	36100	N/A	34400	N/A	32600
	30	-1.1	N/A	37700	N/A	36200	N/A	34600	N/A	33100	N/A	31500	N/A	29900
	25	-3.9	N/A	34500	N/A	33100	N/A	31700	N/A	30300	N/A	28800	N/A	27300
	20	-6.7	N/A	31500	N/A	30200	N/A	29000	N/A	27600	N/A	26300	N/A	24900
	15	-9.4	N/A	28700	N/A	27600	N/A	26400	N/A	25200	N/A	23900	N/A	22700
	10	-12.2	N/A	26100	N/A	25000	N/A	23900	N/A	22800	N/A	21700	N/A	20500
	5	-15.0	N/A	23600	N/A	22700	N/A	21700	N/A	20700	N/A	19600	N/A	18600
	0	-17.8	N/A	21300	N/A	20500	N/A	19600	N/A	18600	N/A	17700	N/A	16700
Compressor Model ZB30KCE	40	4.4	N/A	51400	N/A	49300	N/A	47200	N/A	45100	N/A	43000	N/A	40800
	35	1.7	N/A	47200	N/A	45300	N/A	43400	N/A	41400	N/A	39400	N/A	37400
	30	-1.1	N/A	43300	N/A	41500	N/A	39800	N/A	37900	N/A	36100	N/A	34200
	25	-3.9	N/A	39600	N/A	38000	N/A	36300	N/A	34700	N/A	32900	N/A	31200
	20	-6.7	N/A	36100	N/A	34600	N/A	33100	N/A	31500	N/A	30000	N/A	28400
	15	-9.4	N/A	32800	N/A	31400	N/A	30000	N/A	28600	N/A	27200	N/A	25700
	10	-12.2	N/A	29700	N/A	28400	N/A	27200	N/A	25900	N/A	24500	N/A	23100
	5	-15.0	N/A	26700	N/A	25600	N/A	24400	N/A	23200	N/A	22000	N/A	20700
	0	-17.8	N/A	24000	N/A	22900	N/A	21900	N/A	20800	N/A	19600	N/A	18400
Compressor Model ZB38KCE	40	4.4	N/A	62200	N/A	59700	N/A	57100	N/A	54400	N/A	51700	N/A	49000
	35	1.7	N/A	57200	N/A	54800	N/A	52400	N/A	49900	N/A	47400	N/A	44800
	30	-1.1	N/A	52500	N/A	50300	N/A	48000	N/A	45700	N/A	43300	N/A	40900
	25	-3.9	N/A	48000	N/A	45900	N/A	43800	N/A	41600	N/A	39400	N/A	37200
	20	-6.7	N/A	43700	N/A	41800	N/A	39800	N/A	37800	N/A	35800	N/A	33800
	15	-9.4	N/A	39600	N/A	37900	N/A	36100	N/A	34200	N/A	32400	N/A	30500
	10	-12.2	N/A	35800	N/A	34200	N/A	32500	N/A	30900	N/A	29200	N/A	27500
	5	-15.0	N/A	32200	N/A	30700	N/A	29200	N/A	27700	N/A	26200	N/A	24700
	0	-17.8	N/A	28900	N/A	27500	N/A	26200	N/A	24800	N/A	23400	N/A	22100
Compressor Model ZB45KCE	40	4.4	N/A	71700	N/A	68800	N/A	65800	N/A	62700	N/A	59600	N/A	56500
	35	1.7	N/A	65900	N/A	63200	N/A	60400	N/A	57600	N/A	54700	N/A	51700
	30	-1.1	N/A	60500	N/A	58000	N/A	55400	N/A	52800	N/A	50100	N/A	47300
	25	-3.9	N/A	55400	N/A	53100	N/A	50700	N/A	48300	N/A	45800	N/A	43200
	20	-6.7	N/A	50700	N/A	48500	N/A	46300	N/A	44000	N/A	41700	N/A	39400
	15	-9.4	N/A	46200	N/A	44200	N/A	42200	N/A	40100	N/A	38000	N/A	35800
	10	-12.2	N/A	42000	N/A	40200	N/A	38300	N/A	36400	N/A	34500	N/A	32400
	5	-15.0	N/A	38100	N/A	36400	N/A	34700	N/A	33000	N/A	31200	N/A	29300
	0	-17.8	N/A	34400	N/A	32900	N/A	31400	N/A	29800	N/A	28100	N/A	26400

N/A = Mean rating capacities do not apply to R404A/R507.

MODEL TQZ	SATURATED SUCTION TEMP.		CAPACITY BTU/H (WATTS) R404A R507 AMBIENT TEMPERATURE °F (°C)											
	F°	C°	85 (29.4)		90 (32.2)		95 (35.0)		100 (37.8)		105 (40.6)		110 (43.3)	
			MEAN	DEW	MEAN	DEW	MEAN	DEW	MEAN	DEW	MEAN	DEW	MEAN	DEW
TQZA008L8 Compressor Model ZF03KAE	0	-17.8	N/A	5600	N/A	5400	N/A	5200	N/A	5000	N/A	4700	N/A	4500
	-5	-20.6	N/A	5000	N/A	4800	N/A	4600	N/A	4400	N/A	4200	N/A	4000
	-10	-23.3	N/A	4400	N/A	4300	N/A	4100	N/A	3900	N/A	3800	N/A	3600
	-15	-26.1	N/A	3900	N/A	3800	N/A	3600	N/A	3500	N/A	3300	N/A	3200
	-20	-28.9	N/A	3500	N/A	3300	N/A	3200	N/A	3100	N/A	3000	N/A	2900
	-25	-31.7	N/A	3100	N/A	3000	N/A	2900	N/A	2800	N/A	2700	N/A	2600
	-30	-34.4	N/A	2700	N/A	2600	N/A	2600	N/A	2500	N/A	2400	N/A	2300
	-35	-37.2	N/A	2400	N/A	2400	N/A	2300	N/A	2200	N/A	2100	N/A	2100
-40	-40.0	N/A	2200	N/A	2100	N/A	2000	N/A	2000	N/A	1900	N/A	1900	
TQZA010L8 Compressor Model ZF04KAE	0	-17.8	N/A	7600	N/A	7300	N/A	7000	N/A	6700	N/A	6400	N/A	6100
	-5	-20.6	N/A	6700	N/A	6500	N/A	6200	N/A	6000	N/A	5700	N/A	5400
	-10	-23.3	N/A	6000	N/A	5700	N/A	5500	N/A	5300	N/A	5000	N/A	4800
	-15	-26.1	N/A	5300	N/A	5100	N/A	4900	N/A	4700	N/A	4500	N/A	4200
	-20	-28.9	N/A	4600	N/A	4500	N/A	4300	N/A	4100	N/A	3900	N/A	3700
	-25	-31.7	N/A	4100	N/A	3900	N/A	3800	N/A	3600	N/A	3500	N/A	3300
	-30	-34.4	N/A	3600	N/A	3500	N/A	3300	N/A	3200	N/A	3000	N/A	2900
	-35	-37.2	N/A	3200	N/A	3100	N/A	2900	N/A	2800	N/A	2700	N/A	2600
-40	-40.0	N/A	2800	N/A	2700	N/A	2600	N/A	2500	N/A	2400	N/A	2300	
TQZA015L8 Compressor Model ZF05KAE	0	-17.8	N/A	8900	N/A	8600	N/A	8200	N/A	7900	N/A	7500	N/A	7200
	-5	-20.6	N/A	8000	N/A	7700	N/A	7400	N/A	7100	N/A	6800	N/A	6500
	-10	-23.3	N/A	7100	N/A	6900	N/A	6600	N/A	6300	N/A	6100	N/A	5800
	-15	-26.1	N/A	6400	N/A	6100	N/A	5900	N/A	5600	N/A	5400	N/A	5100
	-20	-28.9	N/A	5600	N/A	5400	N/A	5200	N/A	5000	N/A	4800	N/A	4500
	-25	-31.7	N/A	5000	N/A	4800	N/A	4600	N/A	4400	N/A	4200	N/A	4000
	-30	-34.4	N/A	4400	N/A	4200	N/A	4000	N/A	3900	N/A	3700	N/A	3500
	-35	-37.2	N/A	3800	N/A	3700	N/A	3500	N/A	3400	N/A	3300	N/A	3100
-40	-40.0	N/A	3400	N/A	3200	N/A	3100	N/A	3000	N/A	2900	N/A	2700	
TQZA020L8 Compressor Model ZF06K4E	0	-17.8	N/A	11900	N/A	11400	N/A	11000	N/A	10500	N/A	10000	N/A	9600
	-5	-20.6	N/A	10800	N/A	10400	N/A	10000	N/A	9600	N/A	9200	N/A	8800
	-10	-23.3	N/A	9800	N/A	9400	N/A	9000	N/A	8700	N/A	8300	N/A	8000
	-15	-26.1	N/A	8800	N/A	8500	N/A	8200	N/A	7900	N/A	7500	N/A	7200
	-20	-28.9	N/A	7900	N/A	7700	N/A	7400	N/A	7100	N/A	6800	N/A	6500
	-25	-31.7	N/A	7100	N/A	6800	N/A	6600	N/A	6300	N/A	6100	N/A	5900
	-30	-34.4	N/A	6300	N/A	6100	N/A	5900	N/A	5600	N/A	5400	N/A	5200
	-35	-37.2	N/A	5600	N/A	5400	N/A	5100	N/A	4900	N/A	4700	N/A	4600
-40	-40.0	N/A	4800	N/A	4700	N/A	4500	N/A	4300	N/A	4100	N/A	3900	
TQZA025L8 Compressor Model ZF08K4E	0	-17.8	N/A	15100	N/A	14500	N/A	13900	N/A	13200	N/A	12600	N/A	11900
	-5	-20.6	N/A	13700	N/A	13200	N/A	12600	N/A	12100	N/A	11500	N/A	10900
	-10	-23.3	N/A	12400	N/A	11900	N/A	11500	N/A	10900	N/A	10400	N/A	9900
	-15	-26.1	N/A	11200	N/A	10800	N/A	10400	N/A	9900	N/A	9400	N/A	8900
	-20	-28.9	N/A	10100	N/A	9700	N/A	9300	N/A	8900	N/A	8500	N/A	8100
	-25	-31.7	N/A	9000	N/A	8700	N/A	8400	N/A	8000	N/A	7600	N/A	7200
	-30	-34.4	N/A	8000	N/A	7800	N/A	7500	N/A	7100	N/A	6800	N/A	6400
	-35	-37.2	N/A	7100	N/A	6900	N/A	6600	N/A	6300	N/A	6000	N/A	5700
-40	-40.0	N/A	6300	N/A	6100	N/A	5800	N/A	5600	N/A	5300	N/A	5000	
TQZA030L8 Compressor Model ZF09K4E	0	-17.8	N/A	16300	N/A	15700	N/A	15000	N/A	14300	N/A	13600	N/A	12900
	-5	-20.6	N/A	14800	N/A	14300	N/A	13700	N/A	13100	N/A	12400	N/A	11800
	-10	-23.3	N/A	13500	N/A	13000	N/A	12400	N/A	11900	N/A	11300	N/A	10800
	-15	-26.1	N/A	12200	N/A	11700	N/A	11300	N/A	10800	N/A	10300	N/A	9800
	-20	-28.9	N/A	11000	N/A	10600	N/A	10200	N/A	9700	N/A	9300	N/A	8800
	-25	-31.7	N/A	9900	N/A	9500	N/A	9100	N/A	8800	N/A	8400	N/A	8000
	-30	-34.4	N/A	8800	N/A	8500	N/A	8200	N/A	7800	N/A	7500	N/A	7100
	-35	-37.2	N/A	7800	N/A	7500	N/A	7200	N/A	6900	N/A	6600	N/A	6300
-40	-40.0	N/A	6900	N/A	6600	N/A	6400	N/A	6100	N/A	5800	N/A	5600	

N/A = Mean rating capacities do not apply to R404A/R507.

table continues on next page >>>

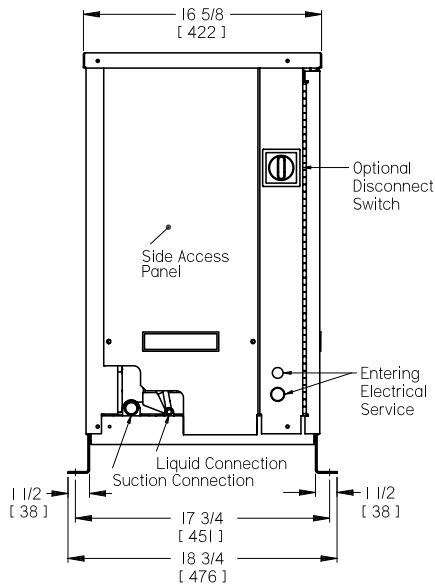
CAPACITY DATA - R404A R507
LOW TEMPERATURE (cont'd)

MODEL TQZ	SATURATED SUCTION TEMP. F° C°		CAPACITY BTU/H (WATTS) R404A R507 AMBIENT TEMPERATURE °F (°C)											
			85 (29.4)		90 (32.2)		95 (35.0)		100 (37.8)		105 (40.6)		110 (43.3)	
			MEAN	DEW	MEAN	DEW	MEAN	DEW	MEAN	DEW	MEAN	DEW	MEAN	DEW
TQZA035L8 Compressor Model ZF11K4E	0	-17.8	N/A	19600	N/A	18800	N/A	17900	N/A	17100	N/A	16200	N/A	15200
	-5	-20.6	N/A	17900	N/A	17100	N/A	16400	N/A	15600	N/A	14800	N/A	13900
	-10	-23.3	N/A	16200	N/A	15600	N/A	14900	N/A	14200	N/A	13500	N/A	12700
	-15	-26.1	N/A	14700	N/A	14100	N/A	13500	N/A	12900	N/A	12300	N/A	11600
	-20	-28.9	N/A	13300	N/A	12800	N/A	12200	N/A	11700	N/A	11100	N/A	10500
	-25	-31.7	N/A	11900	N/A	11500	N/A	11000	N/A	10500	N/A	10000	N/A	9500
	-30	-34.4	N/A	10700	N/A	10300	N/A	9900	N/A	9500	N/A	9000	N/A	8500
	-35	-37.2	N/A	9500	N/A	9200	N/A	8800	N/A	8400	N/A	8000	N/A	7600
	-40	-40.0	N/A	8400	N/A	8100	N/A	7800	N/A	7400	N/A	7100	N/A	6700
TQZA045L8 Compressor Model ZF13K4E	0	-17.8	N/A	24700	N/A	23700	N/A	22700	N/A	21700	N/A	20700	N/A	19600
	-5	-20.6	N/A	22300	N/A	21500	N/A	20600	N/A	19600	N/A	18700	N/A	17700
	-10	-23.3	N/A	20100	N/A	19400	N/A	18500	N/A	17700	N/A	16900	N/A	16000
	-15	-26.1	N/A	18100	N/A	17400	N/A	16700	N/A	15900	N/A	15200	N/A	14400
	-20	-28.9	N/A	16200	N/A	15500	N/A	14900	N/A	14300	N/A	13600	N/A	12900
	-25	-31.7	N/A	14400	N/A	13800	N/A	13300	N/A	12700	N/A	12100	N/A	11600
	-30	-34.4	N/A	12700	N/A	12200	N/A	11800	N/A	11300	N/A	10800	N/A	10300
	-35	-37.2	N/A	11200	N/A	10800	N/A	10400	N/A	10000	N/A	9600	N/A	9200
	-40	-40.0	N/A	9700	N/A	9400	N/A	9100	N/A	8800	N/A	8500	N/A	8200
TQZA055L8 Compressor Model ZF15K4E	0	-17.8	N/A	30000	N/A	28800	N/A	27600	N/A	26400	N/A	25200	N/A	23900
	-5	-20.6	N/A	27200	N/A	26100	N/A	25100	N/A	24000	N/A	22800	N/A	21700
	-10	-23.3	N/A	24600	N/A	23600	N/A	22700	N/A	21700	N/A	20700	N/A	19600
	-15	-26.1	N/A	22100	N/A	21300	N/A	20500	N/A	19600	N/A	18700	N/A	17800
	-20	-28.9	N/A	19900	N/A	19100	N/A	18400	N/A	17600	N/A	16800	N/A	16000
	-25	-31.7	N/A	17800	N/A	17100	N/A	16500	N/A	15800	N/A	15100	N/A	14400
	-30	-34.4	N/A	15800	N/A	15300	N/A	14700	N/A	14100	N/A	13500	N/A	12900
	-35	-37.2	N/A	14000	N/A	13500	N/A	13000	N/A	12500	N/A	12000	N/A	11400
	-40	-40.0	N/A	12300	N/A	11900	N/A	11500	N/A	11000	N/A	10600	N/A	10100
TQZA060L8 Compressor Model ZF18K4E	0	-17.8	N/A	35200	N/A	33900	N/A	32500	N/A	31100	N/A	29600	N/A	28200
	-5	-20.6	N/A	32000	N/A	30800	N/A	29500	N/A	28300	N/A	27000	N/A	25700
	-10	-23.3	N/A	29000	N/A	27900	N/A	26800	N/A	25700	N/A	24600	N/A	23400
	-15	-26.1	N/A	26200	N/A	25200	N/A	24300	N/A	23300	N/A	22300	N/A	21300
	-20	-28.9	N/A	23500	N/A	22700	N/A	21900	N/A	21000	N/A	20200	N/A	19300
	-25	-31.7	N/A	21100	N/A	20400	N/A	19700	N/A	18900	N/A	18200	N/A	17400
	-30	-34.4	N/A	18800	N/A	18200	N/A	17600	N/A	16900	N/A	16300	N/A	15600
	-35	-37.2	N/A	16700	N/A	16100	N/A	15600	N/A	15000	N/A	14500	N/A	13900
	-40	-40.0	N/A	14600	N/A	14200	N/A	13700	N/A	13200	N/A	12800	N/A	12300

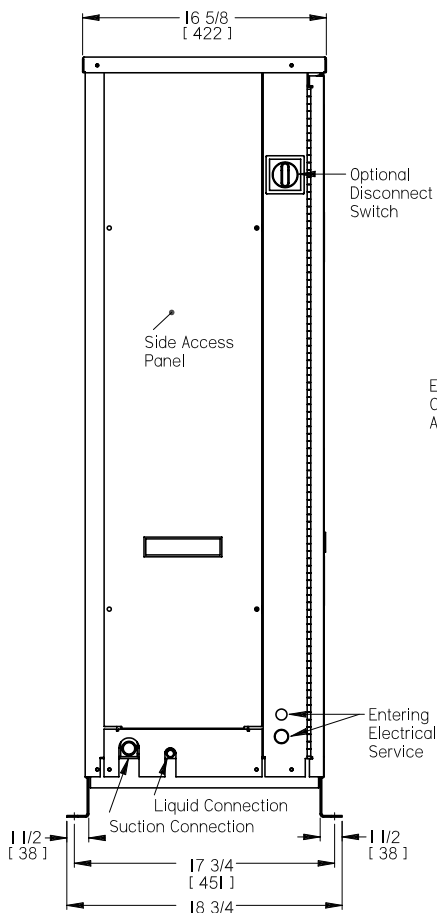
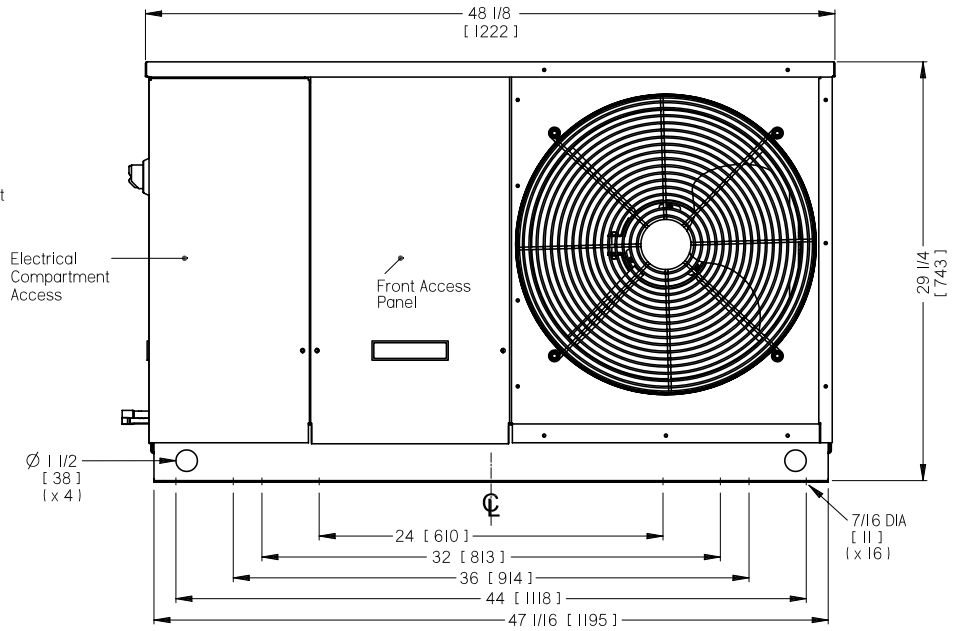
N/A = Mean rating capacities do not apply to R404A/R507.

WITH STANDARD EC FAN MOTOR

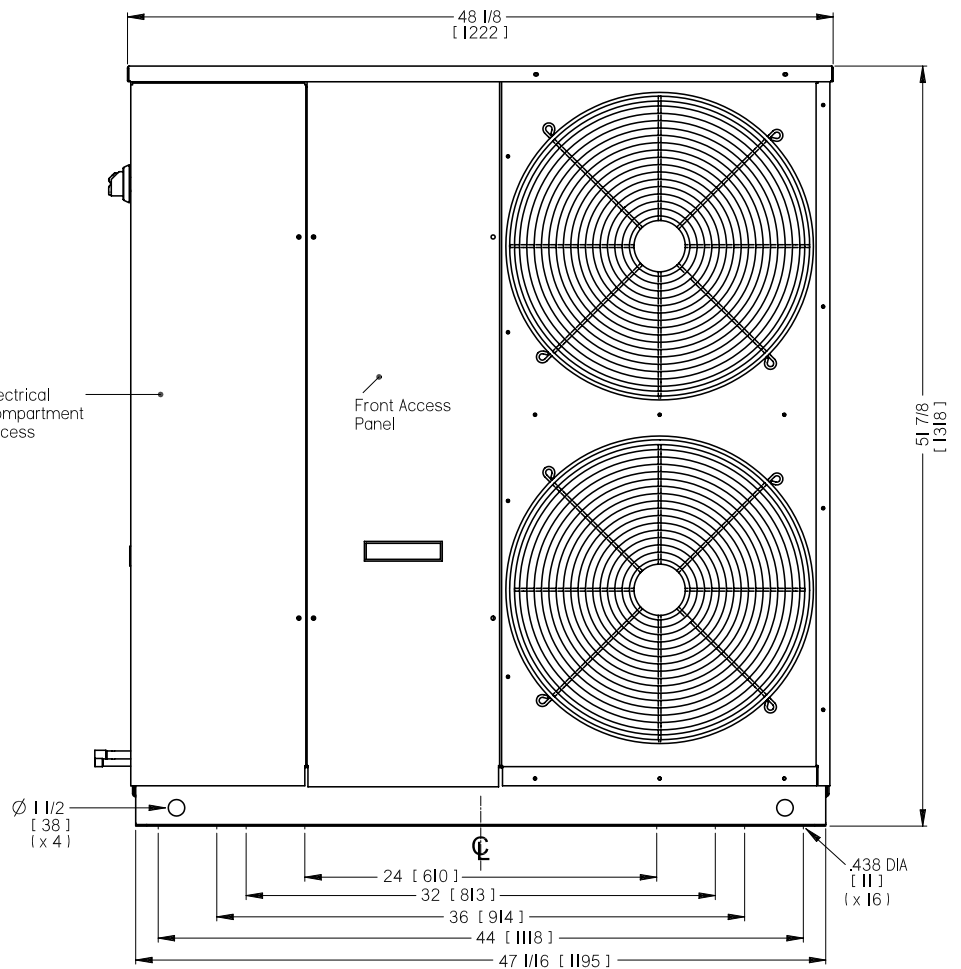
MODEL TQZ	COMPRESSOR MODEL NO.	POWER SUPPLY	COMPRESSOR		WITH STANDARD EC CONDENSER FAN MOTOR			UNIT		
			RLA	LRA	QTY	WATTS	FLA	MCA	MOP	
TQZA007H8-H	S2	ZB06KAE-PFV	208-230/1/60	6.0	36	1	165	1.7	9.2	15
	T3	ZB06KAE-TF5	208-230/3/60	4.8	37.8	1	165	1.7	7.7	15
TQZA008H8-H	S2	ZB07KAE-PFV	208-230/1/60	6.3	48	1	165	1.7	9.6	15
	T3	ZB07KAE-TF5	208-230/3/60	5.2	37.8	1	165	1.7	8.2	15
TQZA009H8-H	S2	ZB08KAE-PFV	208-230/1/60	8.0	47.2	1	165	1.7	11.7	15
	T3	ZB08KAE-TF5	208-230/3/60	5.3	37.8	1	165	1.7	8.3	15
TQZA010H8-H	S2	ZS09KAE-PFV	208-230/1/60	10.0	40.3	1	165	1.7	14.2	20
	T3	ZS09KAE-TF5	208-230/3/60	8.0	55.4	1	165	1.7	11.7	15
	T4	ZS09KAE-TFD	460/3/60	3.8	28	1	165	0.9	5.7	15
TQZA011H8-H	S2	ZS11KAE-PFV	208-230/1/60	12.6	55	1	165	1.7	17.5	30
	T3	ZS11KAE-TF5	208-230/3/60	10.4	58	1	165	1.7	14.7	25
	T4	ZS11KAE-TFD	460/3/60	4.3	28	1	165	0.9	6.3	15
TQZA015H8-H	S2	ZS13KAE-PFV	208-230/1/60	12.0	56	1	165	1.7	16.7	25
	T3	ZS13KAE-TF5	208-230/3/60	9.7	58	1	165	1.7	13.8	20
	T4	ZS13KAE-TFD	460/3/60	4.8	29	1	165	0.9	6.9	15
TQZA020H8-H	S2	ZB15KCE-PFV	208-230/1/60	15.7	61	1	165	1.7	21.3	35
	T3	ZB15KCE-TF5	208-230/3/60	8.9	55	1	165	1.7	12.8	20
	T4	ZB15KCE-TFD	460/3/60	5.0	27	1	165	0.9	7.2	15
TQZA025H8-H	S2	ZB19KCE-PFV	208-230/1/60	17.9	73	1	165	1.7	24.1	40
	T3	ZB19KCE-TF5	208-230/3/60	10.0	63	1	165	1.7	14.2	20
	T4	ZB19KCE-TFD	460/3/60	5.0	31	1	165	0.9	7.2	15
TQZA030H8-H	S2	ZB21KCE-PFV	208-230/1/60	20.7	95	1	165	1.7	27.6	45
	T3	ZB21KCE-TF5	208-230/3/60	12.1	77	1	165	1.7	16.8	25
	T4	ZB21KCE-TFD	460/3/60	7.4	39	1	165	0.9	10.2	15
TQZA035H8-H	S2	ZB26KCE-PFV	208-230/1/60	23.6	127	2	330	3.4	32.9	50
	T3	ZB26KCE-TF5	208-230/3/60	13.9	88	2	330	3.4	20.8	30
	T4	ZB26KCE-TFD	460/3/60	7.1	44	2	330	1.8	10.7	15
TQZA040H8-H	S2	ZB30KCE-PFV	208-230/1/60	26.8	132	2	330	3.4	36.9	60
	T3	ZB30KCE-TF5	208-230/3/60	15.7	115	2	330	3.4	23.0	35
	T4	ZB30KCE-TFD	460/3/60	7.5	47.5	2	330	1.8	11.2	15
TQZA050H8-H	S2	ZB38KCE-PFV	208-230/1/60	31.1	175	2	330	3.4	42.3	70
	T3	ZB38KCE-TF5	208-230/3/60	22.1	115	2	330	3.4	31.0	50
	T4	ZB38KCE-TFD	460/3/60	9.6	63	2	330	1.8	13.8	20
TQZA060H8-H	T3	ZB45KCE-TF5	208-230/3/60	22.5	156	2	330	3.4	31.5	50
	T4	ZB45KCE-TFD	460/3/60	11.5	70	2	330	1.8	16.2	25
TQZA008L8-H	S2	ZF03KAE-PFV	208-230/1/60	6.4	42.6	1	165	1.7	9.7	15
	T3	ZF03KAE-TF5	208-230/3/60	4.1	31.7	1	165	1.7	6.8	15
	T4	ZF03KAE-TFD	460/3/60	2.5	19.5	1	165	0.9	4.0	15
TQZA010L8-H	S2	ZF04KAE-PFV	208-230/1/60	7.4	40.3	1	165	1.7	11.0	15
	T3	ZF04KAE-TF5	208-230/3/60	6.6	55.4	1	165	1.7	10.0	15
	T4	ZF04KAE-TFD	460/3/60	3.4	28	1	165	1.7	6.0	15
TQZA015L8-H	S2	ZF05KAE-PFV	208-230/1/60	8.7	55	1	165	1.7	12.6	20
	T3	ZF05KAE-TF5	208-230/3/60	7.5	58	1	165	1.7	11.1	15
	T4	ZF05KAE-TFD	460/3/60	3.2	28	1	165	1.7	5.7	15
TQZA020L8-H	S2	ZF06K4E-PFV	208-230/1/60	13.6	61	1	165	1.7	18.7	30
	T3	ZF06K4E-TF5	208-230/3/60	9.3	55	1	165	1.7	13.3	20
	T4	ZF06K4E-TFD	460/3/60	4.3	27	1	165	0.9	6.3	15
TQZA025L8-H	S2	ZF08K4E-PFV	208-230/1/60	16.4	73	1	165	1.7	22.2	35
	T3	ZF08K4E-TF5	208-230/3/60	9.7	63	1	165	1.7	13.8	20
	T4	ZF08K4E-TFD	460/3/60	5.0	31	1	165	0.9	7.2	15
TQZA030L8-H	S2	ZF09K4E-PFV	208-230/1/60	16.4	88	1	165	1.7	22.2	35
	T3	ZF09K4E-TF5	208-230/3/60	9.6	77	1	165	1.7	13.7	20
	T4	ZF09K4E-TFD	460/3/60	5.7	39	1	165	0.9	8.0	15
TQZA035L8-H	S2	ZF11K4E-PFV	208-230/1/60	20.7	109	1	165	1.7	27.6	45
	T3	ZF11K4E-TF5	208-230/3/60	12.1	88	1	165	1.7	16.8	25
	T4	ZF11K4E-TFD	460/3/60	7.1	44	1	165	0.9	9.8	15
TQZA045L8-H	S2	ZF13K4E-PFV	208-230/1/60	26.8	129	2	330	3.4	36.9	60
	T3	ZF13K4E-TF5	208-230/3/60	15.0	99	2	330	3.4	22.2	35
	T4	ZF13K4E-TFD	460/3/60	8.2	49.5	2	330	1.8	12.1	20
TQZA055L8-H	S2	ZF15K4E-PFV	208-230/1/60	31.8	169	2	330	3.4	43.2	70
	T3	ZF15K4E-TF5	208-230/3/60	21.4	123	2	330	3.4	30.2	50
	T4	ZF15K4E-TFD	460/3/60	9.6	62	2	330	1.8	13.8	20
TQZA060L8-H	T3	ZF18K4E-TF5	208-230/3/60	23.9	156	2	330	3.4	33.3	50
	T4	ZF18K4E-TFD	460/3/60	9.3	70	2	330	1.8	13.4	20



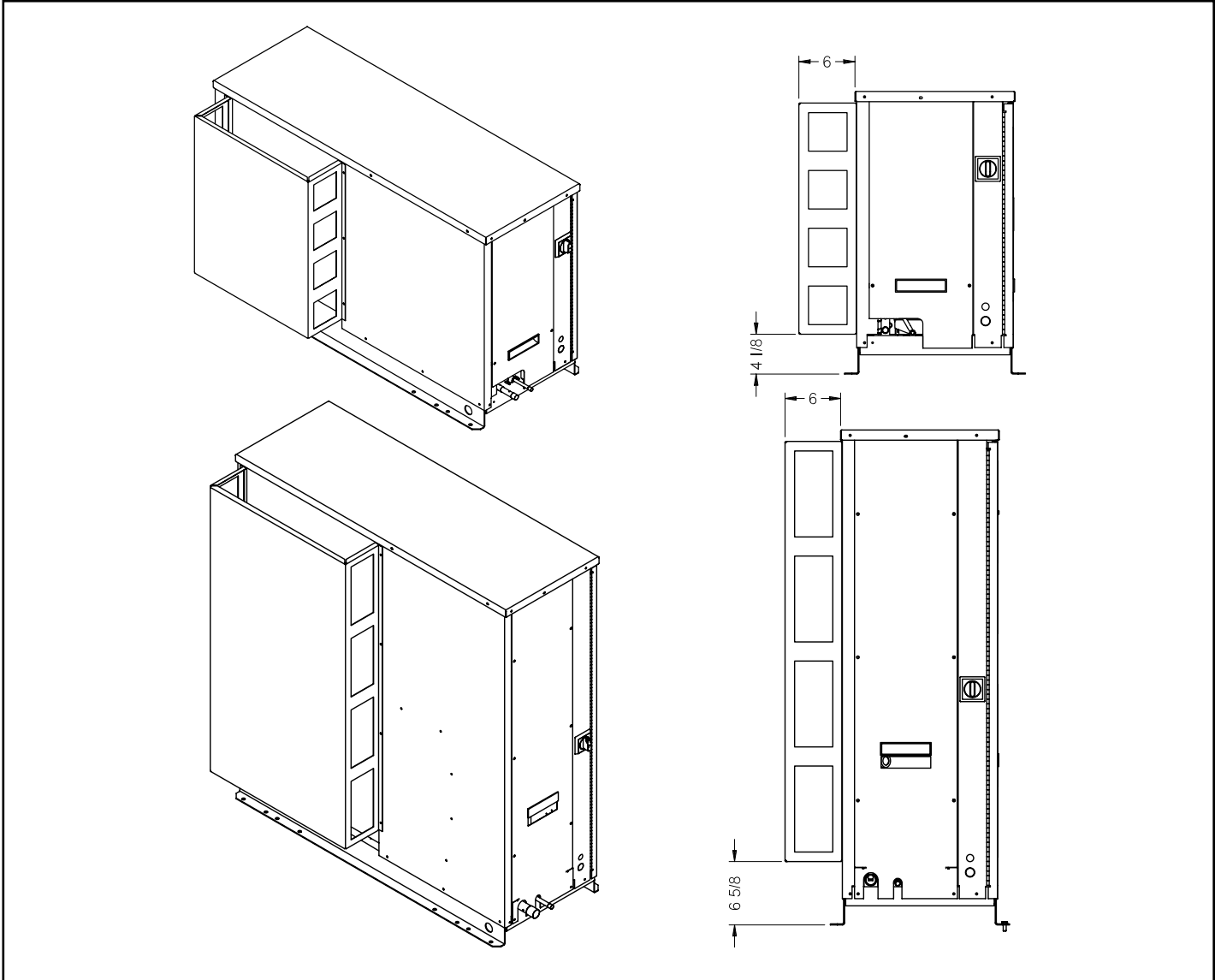
Note: Dimensions in [] are in mm.



Note: Dimensions in [] are in mm.



DIMENSIONAL DATA - OPTIONAL WIND GUARD



MODEL TQZ	UNIT CONNECTIONS				R404A RECEIVER CAPACITY 90% FULL *		APPROX. SHIPPING WEIGHT	
	SUCTION (OD)		LIQUID (OD)		Lbs.	Kgs	Lbs.	Kgs
	Inches	mm	Inches	mm				
TQZA007H8 *	5/8	16	3/8	10	11	5.0	300	136
TQZA008H8 *	5/8	16	3/8	10	11	5.0	300	136
TQZA009H8 *	5/8	16	3/8	10	11	5.0	300	136
TQZA010H8 *	5/8	16	3/8	10	11	5.0	300	136
TQZA011H8 *	5/8	16	3/8	10	11	5.0	305	139
TQZA015H8 *	7/8	22	3/8	10	14	6.4	305	139
TQZA020H8 *	7/8	22	3/8	10	14	6.4	325	148
TQZA025H8 *	7/8	22	1/2	13	19.5	8.9	325	148
TQZA030H8 *	7/8	22	1/2	13	19.5	8.9	325	148
TQZA035H8 *	7/8	22	1/2	13	21.5	9.8	490	223
TQZA040H8 *	1 1/8	29	1/2	13	21.5	9.8	515	234
TQZA050H8 *	1 1/8	29	1/2	13	21.5	9.8	515	234
TQZA060H8 *	1 1/8	29	1/2	13	30.0	13.6	520	236
TQZA008L8	5/8	16	3/8	10	11.0	5.0	320	145
TQZA010L8	5/8	16	3/8	10	11.0	5.0	320	145
TQZA015L8	5/8	16	3/8	10	11.0	5.0	320	145
TQZA020L8	7/8	22	3/8	10	11.0	5.0	320	145
TQZA025L8	7/8	22	3/8	10	14.0	6.4	325	148
TQZA030L8	7/8	22	3/8	10	14.0	6.4	325	148
TQZA035L8	7/8	22	1/2	13	19.5	8.9	325	148
TQZA045L8	1 1/8	29	1/2	13	21.5	9.8	490	223
TQZA055L8	1 1/8	29	1/2	13	21.5	9.8	500	227
TQZA060L8	1 1/8	29	1/2	13	21.5	9.8	510	232

*** NOTE ON ALTERNATE REFRIGERANTS:**

* PUBLISHED RECEIVER CAPACITY IS BASED ON R404A ON MODELS USING "8" AS REFRIGERANT CODE.
FOR ALTERNATE REFRIGERANTS, MULTIPLY R404A VALUE BY THE APPROPRIATE VALUE BELOW:

R407A	R407C	R448A	R507	R22
1.10	1.10	1.05	1.00	1.15

- For R449A, use R448A data.

ANNUAL WALK-IN ENERGY FACTOR (AWEF) RATINGS

Annual Walk-In Energy Factor Ratings - High/Medium Temperature

If a numerical value is listed in the table below, the following statement applies to that corresponding model:
 "This refrigeration system is designed and certified for use in walk-in cooler applications."

Model TQZ	Voltage	Outdoor Models			
		R404A R507	R407A	R448A R449A	R407C
TQZA007H8-HS2A	208-230/1/60	7.6	-	7.6	-
TQZA007H8-HT3A	208-230/3/60	7.6	-	7.6	-
TQZA008H8-HS2A	208-230/1/60	7.6	7.6	7.6	-
TQZA008H8-HT3A	208-230/3/60	7.6	7.6	7.6	-
TQZA009H8-HS2A	208-230/1/60	7.6	7.6	7.6	-
TQZA009H8-HT3A	208-230/3/60	7.6	7.6	7.6	-
TQZA010H8-HS2A	208-230/1/60	7.6	7.6	7.6	-
TQZA010H8-HT3A	208-230/3/60	7.6	7.6	7.6	-
TQZA010H8-HT4A	460/3/60	7.6	7.6	7.6	-
TQZA011H8-HS2A	208-230/1/60	7.6	7.6	7.6	-
TQZA011H8-HT3A	208-230/3/60	7.6	7.6	7.6	-
TQZA011H8-HT4A	460/3/60	7.6	7.6	7.6	-
TQZA015H8-HS2A	208-230/1/60	7.6	7.6	7.6	7.6
TQZA015H8-HT3A	208-230/3/60	7.6	7.6	7.6	7.6
TQZA015H8-HT4A	460/3/60	7.6	7.6	7.6	7.6
TQZA020H8-HS2A	208-230/1/60	7.6	7.6	7.6	7.6
TQZA020H8-HT3A	208-230/3/60	7.6	7.6	7.6	7.6
TQZA020H8-HT4A	460/3/60	7.6	7.6	7.6	7.6
TQZA025H8-HS2A	208-230/1/60	7.6	7.6	7.6	7.6
TQZA025H8-HT3A	208-230/3/60	7.6	7.6	7.6	7.6
TQZA025H8-HT4A	460/3/60	7.6	7.6	7.6	7.6
TQZA030H8-HS2A	208-230/1/60	7.6	7.6	7.6	7.6
TQZA030H8-HT3A	208-230/3/60	7.6	7.6	7.6	7.6
TQZA030H8-HT4A	460/3/60	7.6	7.6	7.6	7.6
TQZA035H8-HS2A	208-230/1/60	7.6	7.6	7.6	7.6
TQZA035H8-HT3A	208-230/3/60	7.6	7.6	7.6	7.6
TQZA035H8-HT4A	460/3/60	7.6	7.6	7.6	7.6
TQZA040H8-HS2A	208-230/1/60	7.6	7.6	7.6	7.6
TQZA040H8-HT3A	208-230/3/60	7.6	7.6	7.6	7.6
TQZA040H8-HT4A	460/3/60	7.6	7.6	7.6	7.6
TQZA050H8-HS2A	208-230/1/60	7.6	7.6	7.6	7.6
TQZA050H8-HT3A	208-230/3/60	7.6	7.6	7.6	7.6
TQZA050H8-HT4A	460/3/60	7.6	7.6	7.6	7.6
TQZA060H8-HT3A	208-230/3/60	7.6	7.6	7.6	7.6
TQZA060H8-HT4A	460/3/60	7.6	7.6	7.6	7.6

— = Non-compliant model

ANNUAL WALK-IN ENERGY FACTOR (AWEF) RATINGS

Annual Walk-In Energy Factor Ratings - Low Temperature

If a numerical value is listed in the table below, the following statement applies to that corresponding model:
 " This refrigeration system is designed and certified for use in walk-in freezer applications."

Model TQZ	Voltage	Outdoor Models		
		R404A R507	R407A	R448A R449A
TQZA008L8-HS2A	208-230/1/60	2.89	-	-
TQZA008L8-HT3A	208-230/3/60	2.89	-	-
TQZA008L8-HT4A	460/3/60	2.89	-	-
TQZA010L8-HS2A	208-230/1/60	2.94	-	2.93
TQZA010L8-HT3A	208-230/3/60	2.94	-	2.93
TQZA010L8-HT4A	460/3/60	2.94	-	2.93
TQZA015L8-HS2A	208-230/1/60	2.99	-	2.98
TQZA015L8-HT3A	208-230/3/60	2.99	-	2.98
TQZA015L8-HT3A	460/3/60	2.99	-	2.98
TQZA020L8-HS2A	208-230/1/60	3.05	3.02	3.04
TQZA020L8-HT3A	208-230/3/60	3.05	3.02	3.04
TQZA020L8-HT4A	460/3/60	3.05	3.02	3.04
TQZA025L8-HS2A	208-230/1/60	3.15	3.12	3.13
TQZA025L8-HT3A	208-230/3/60	3.15	3.12	3.13
TQZA025L8-HT4A	460/3/60	3.15	3.12	3.13
TQZA030L8-HS2A	208-230/1/60	3.15	3.15	3.15
TQZA030L8-HT3A	208-230/3/60	3.15	3.15	3.15
TQZA030L8-HT4A	460/3/60	3.15	3.15	3.15
TQZA035L8-HS2A	208-230/1/60	3.15	3.15	3.15
TQZA035L8-HT3A	208-230/3/60	3.15	3.15	3.15
TQZA035L8-HT4A	460/3/60	3.15	3.15	3.15
TQZA045L8-HS2A	208-230/1/60	3.15	3.15	3.15
TQZA045L8-HT3A	208-230/3/60	3.15	3.15	3.15
TQZA045L8-HT4A	460/3/60	3.15	3.15	3.15
TQZA055L8-HS2A	208-230/1/60	3.15	3.15	3.15
TQZA055L8-HT3A	208-230/3/60	3.15	3.15	3.15
TQZA055L8-HT4A	460/3/60	3.15	3.15	3.15
TQZA060L8-HT3A	208-230/3/60	3.15	3.15	3.15
TQZA060L8-HT4A	460/3/60	3.15	3.15	3.15

— = Non-compliant model

**SOUND PRESSURE LEVELS
(dBA - 60Hz)**

MODEL TQZ	dBA @ 10 ft. with Sound Insulated Compressor Compartment	dBA @ 10 ft. <i>without</i> Sound Insulated Compressor Compartment
TQZA007H8	55	58
TQZA008H8	55	58
TQZA009H8	55	58
TQZA010H8	55	58
TQZA011H8	56	59
TQZA015H8	58	61
TQZA020H8	55	58
TQZA025H8	55	58
TQZA030H8	57	60
TQZA035H8	57	59
TQZA040H8	58	60
TQZA050H8	59	61
TQZA060H8	59	61

MODEL TQZ	dBA @ 10 ft. with Sound Insulated Compressor Compartment	dBA @ 10 ft. <i>without</i> Sound Insulated Compressor Compartment
TQZA008L8	53	56
TQZA010L8	53	56
TQZA015L8	53	56
TQZA020L8	53	56
TQZA025L8	54	57
TQZA030L8	55	58
TQZA035L8	55	58
TQZA045L8	59	61
TQZA055L8	59	61
TQZA060L8	59	61

- Data is typical of “free field” conditions. Factors such as reflecting wall, background noise and installation may have significant influence on data

- Testing performed according to AHRI Standard 270

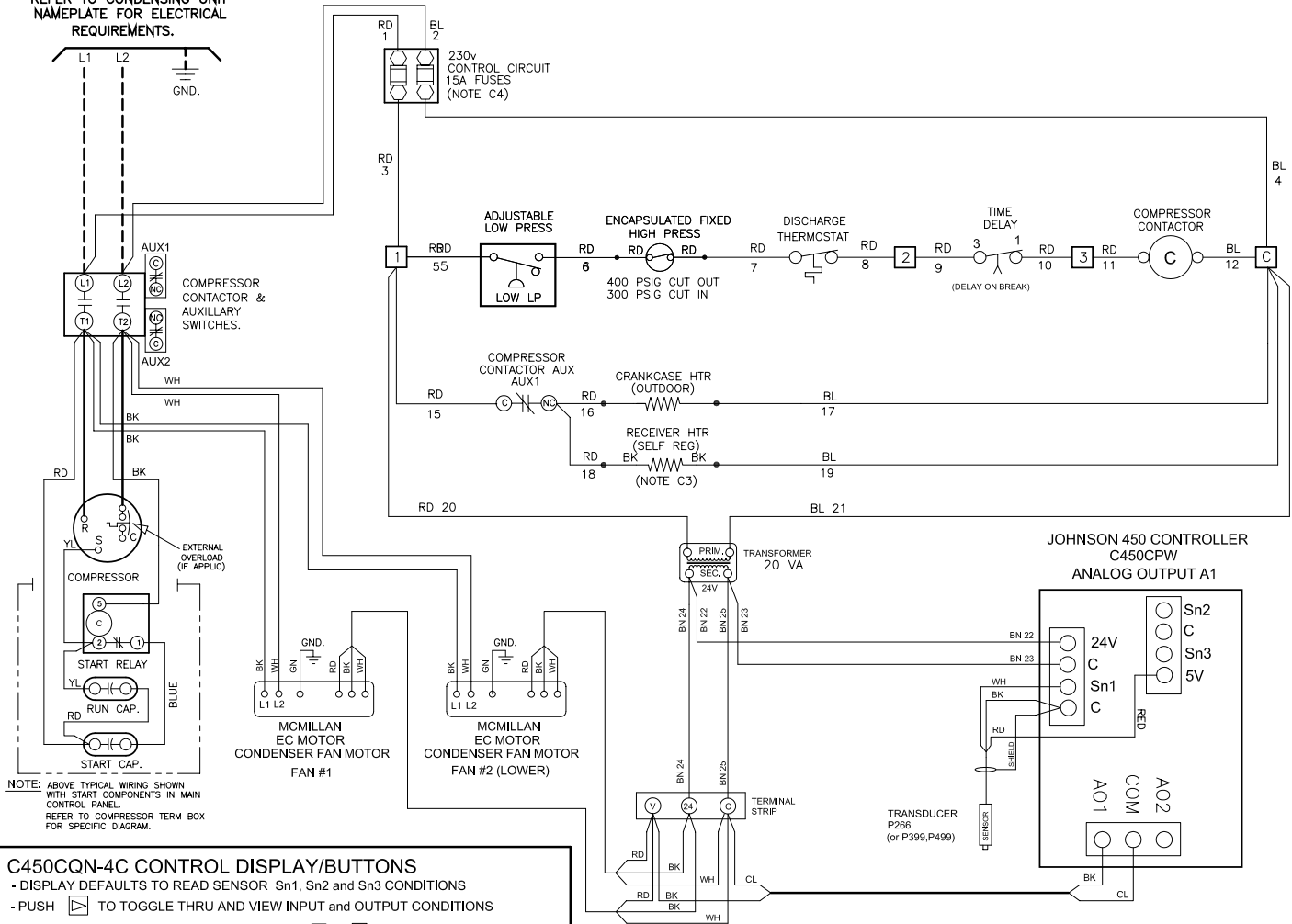
- For more accurate ratings refer to AHRI Standard 275 for correction factors due to reflecting planes

- Data is for 100% fan speed. Further sound reductions of approx. 4-6 dBA can be expected at ambients below 70°F

CONDENSING UNIT WIRING DIAGRAM

- 208/230V-1-60 or 200/220V-1-50 Hz.
- INHERENT LINE BREAK MOTOR PROTECTION /DISCH THERMOSTAT
- WITH McMill. EC COND FAN MOTOR & 450CPW JOHNSON CONTROLLER

REFER TO CONDENSING UNIT NAMEPLATE FOR ELECTRICAL REQUIREMENTS.



NOTE: ABOVE TYPICAL WIRING SHOWN WITH START COMPONENTS IN MAIN CONTROL PANEL. REFER TO COMPRESSOR TERM BOX FOR SPECIFIC DIAGRAM.

C450CQN-4C CONTROL DISPLAY/BUTTONS

- DISPLAY DEFAULTS TO READ SENSOR Sn1, Sn2 and Sn3 CONDITIONS
- PUSH TO TOGGLE THRU AND VIEW INPUT and OUTPUT CONDITIONS
- ACTIVATE PROGRAM BUTTONS BY HOLDING & TOGETHER FOR 5 SECONDS
- SENS IS THEN DISPLAYED AND AVAIL FOR ADJUSTMENTS
- DISPLAY RETURNS TO DEFAULT MODE AFTER TWO MINUTES OF INACTIVITY.

- SELECTS PARTICULAR SENSOR AND OUTPUT
- ADJUSTS THE VALUES WHEN FLASHING. ENTERS THE VALUE.
- MENU BUTTON TOGGLES BETWEEN SENSOR, OUTPUT ANALOG and OUTPUT RELAY(S), PROGRAMMING GROUPS.

CONTROL SETPOINTS

- PRESS TO SELECT REQUIRED GROUP
- THEN TOGGLE THRU WITH BUTTON FOR EACH SETTING
- AND USE UP/DOWN FOR ADJUSTMENTS

SENS (SENSOR INPUTS)

- Sn1 - HIGH SIDE PRESS TRANSDUCER Set for: P500
- Sn2 - NOT USED Set for: --
- Sn3 - NOT USED Set for: --
- OFFS - Set for: 0

OUTA1 (OUTPUT ANALOG)

Used for Condenser EC fan motor speed control
Provides Analog 0-10V DC output:
(As Ambient temperature / cond press drops fan slows down)

PULS PULSE (HYBRID ANALOG)
Used for improved condenser EC fan motor performance
LEV=22 (pulse output set at 22% of 10V output)
PER=2 (2 Second pulse period)

*"OUTA1" IS FACTORY CONFIGURED FOR THE REQUIRED SYSTEM REFRIGERANT BELOW
R407A / R448A / R449A

- SP=165 (Set point at 165psig./80°F Cond Temp)
- EP=265 (End point at 265psig results in 100 psi throttle range)
- OSP=0 (Output Signal 0% DC volts at SP setting)
- OEP=100 (Output End 100% DC volts at EP setting)
- I-C = 4 (Integration Constant factor)
- UP-R = 1 (Output Signal Update Rate = 1 Second)
- bNd = 0 (Output Signal Deadband = 0% of OSP to OEP range)
- SNF = ON (Sensor failure mode 10V DC Voltage)
- SENS = Sn1 (Assigned Sn1 as controlling sensor)

FOR OTHER REFRIGERANT SETTINGS SEE SEPARATE SET-UP SHEET. QSU-QCU-02

REFER TO SEPARATE SHEET QSU-QCU-02 FOR CONTROL SET-UP PROCEDURE

NOTES

- C1. USE COPPER CONDUCTORS ONLY
- C2. USE 75°C WIRE (OR HIGHER)
- C3. OPTIONAL COMPONENT
- C4. ALL FUSES TO BE CLASS CC OR J AND VOLTAGE RATED EQUAL (OR HIGHER) THAN OPERATING VOLTAGE

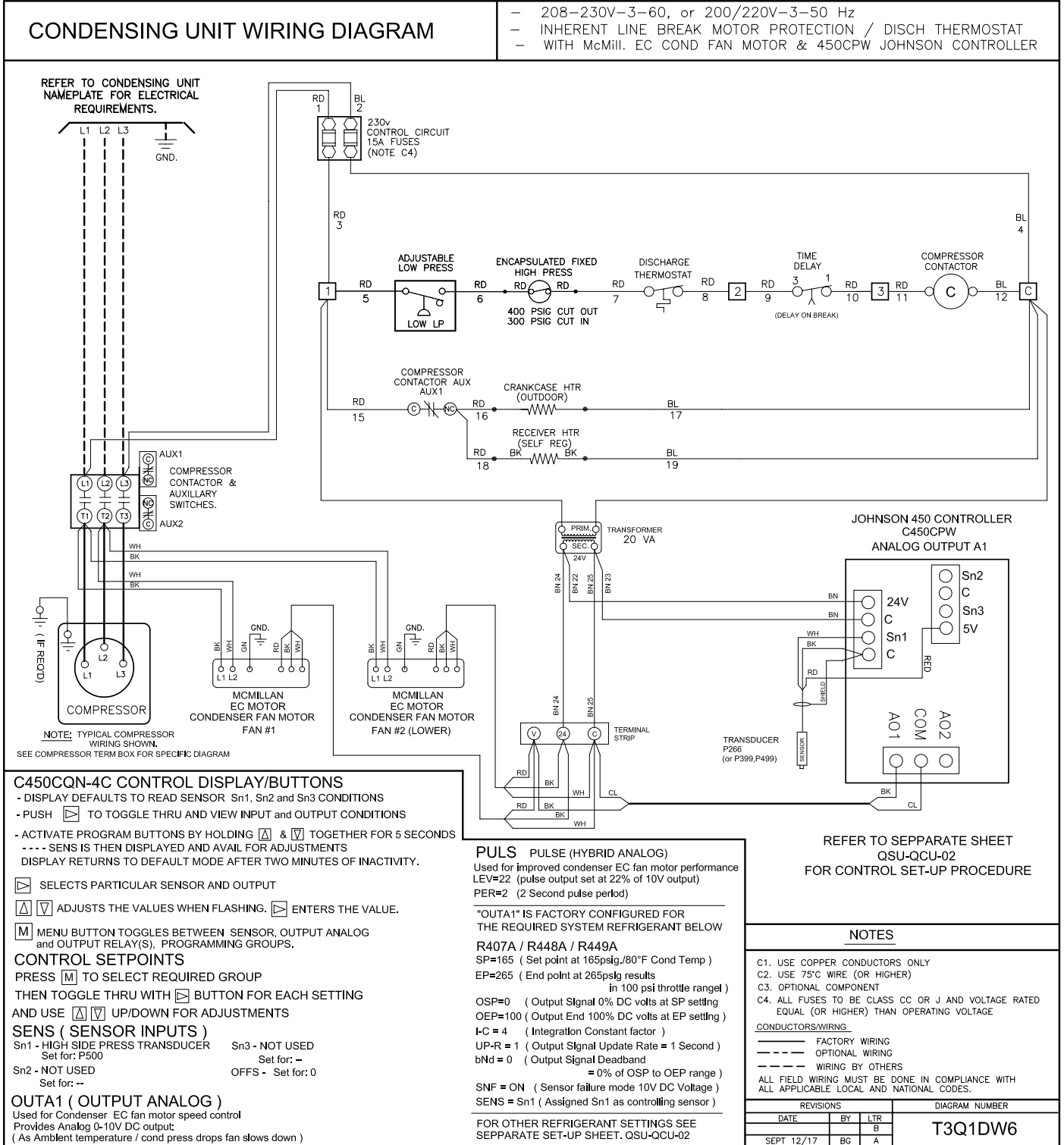
CONDUCTORS/WIRING

- FACTORY WIRING
- OPTIONAL WIRING
- WIRING BY OTHERS

ALL FIELD WIRING MUST BE DONE IN COMPLIANCE WITH ALL APPLICABLE LOCAL AND NATIONAL CODES.

REVISIONS			DIAGRAM NUMBER
DATE	BY	LTR	S2Q1DW6
SEPT 12/17	BC	A	

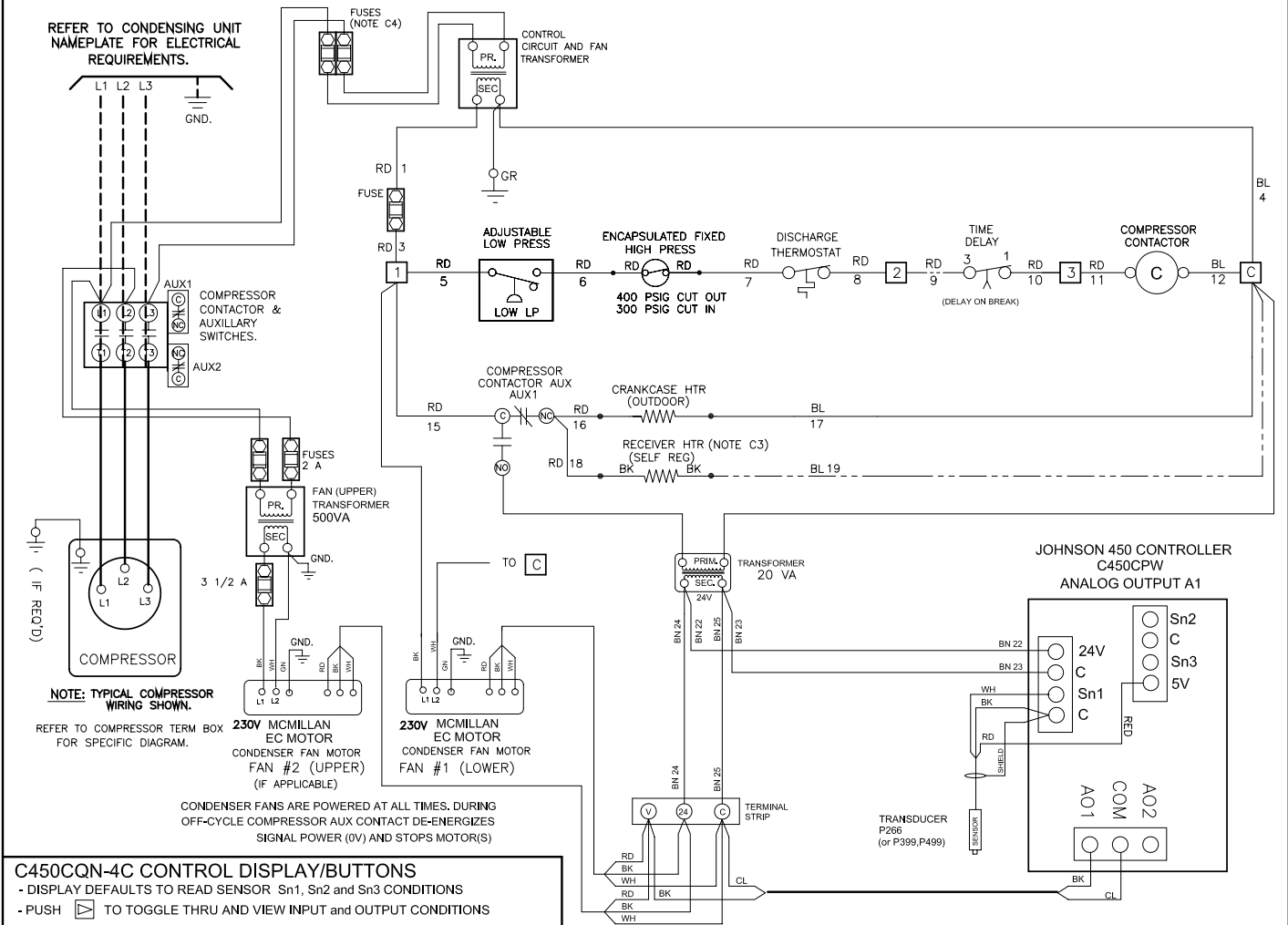
TYPICAL UNIT WIRING DIAGRAM - 230/3/60 - STANDARD EC FAN MOTOR



TYPICAL UNIT WIRING DIAGRAM - 460/3/60 - STANDARD EC FAN MOTOR

CONDENSING UNIT WIRING DIAGRAM

- 460V-3-60, or 380/400V-3-50 Hz
- INHERENT LINE BREAK MOTOR PROTECTION /DISCH THERMOSTAT
- WITH McMill. EC COND FAN MOTOR & 450CPW JOHNSON CONTROLLER



C450CQN-4C CONTROL DISPLAY/BUTTONS

- DISPLAY DEFAULTS TO READ SENSOR Sn1, Sn2 and Sn3 CONDITIONS
- PUSH TO TOGGLE THRU AND VIEW INPUT and OUTPUT CONDITIONS
- ACTIVATE PROGRAM BUTTONS BY HOLDING & TOGETHER FOR 5 SECONDS
- SENS IS THEN DISPLAYED and AVAIL FOR ADJUSTMENTS
- DISPLAY RETURNS TO DEFAULT MODE AFTER TWO MINUTES OF INACTIVITY.

- SELECTS PARTICULAR SENSOR AND OUTPUT
- ADJUSTS THE VALUES WHEN FLASHING. ENTERS THE VALUE.
- MENU BUTTON TOGGLES BETWEEN SENSOR, OUTPUT ANALOG and OUTPUT RELAY(S), PROGRAMMING GROUPS.

CONTROL SETPOINTS
PRESS TO SELECT REQUIRED GROUP
THEN TOGGLE THRU WITH BUTTON FOR EACH SETTING
AND USE UP/DOWN FOR ADJUSTMENTS

SENS (SENSOR INPUTS)
Sn1 - HIGH SIDE PRESS TRANSDUCER Sn3 - NOT USED
Set for: P500 Set for: -
Sn2 - NOT USED OFFS - Set for: 0
Set for: -

OUTA1 (OUTPUT ANALOG)
Used for Condenser EC fan motor speed control
Provides Analog 0-10V DC output:
(As Ambient temperature / cond press drops fan slows down)

PULS PULSE (HYBRID ANALOG)
Used for Improved condenser EC fan motor performance
LEV=22 (pulse output set at 22% of 10V output)
PER=2 (2 Second pulse period)

*"OUTA1" IS FACTORY CONFIGURED FOR THE REQUIRED SYSTEM REFRIGERANT BELOW
R407A / R448A / R449A
SP=165 (Set point at 165psig/80°F Cond Temp)
EP=265 (End point at 265psig results in 100 psi throttle range)
OSP=0 (Output Signal 0% DC volts at SP setting)
OEP=100 (Output End 100% DC volts at EP setting)
I-C = 4 (Integration Constant factor)
UP-R = 1 (Output Signal Update Rate = 1 Second)
bNd = 0 (Output Signal Deadband = 0% of OSP to OEP range)
SNF = ON (Sensor failure mode 10V DC Voltage)
SENS = Sn1 (Assigned Sn1 as controlling sensor)

FOR OTHER REFRIGERANT SETTINGS SEE SEPARATE SET-UP SHEET. QSU-QCU-02

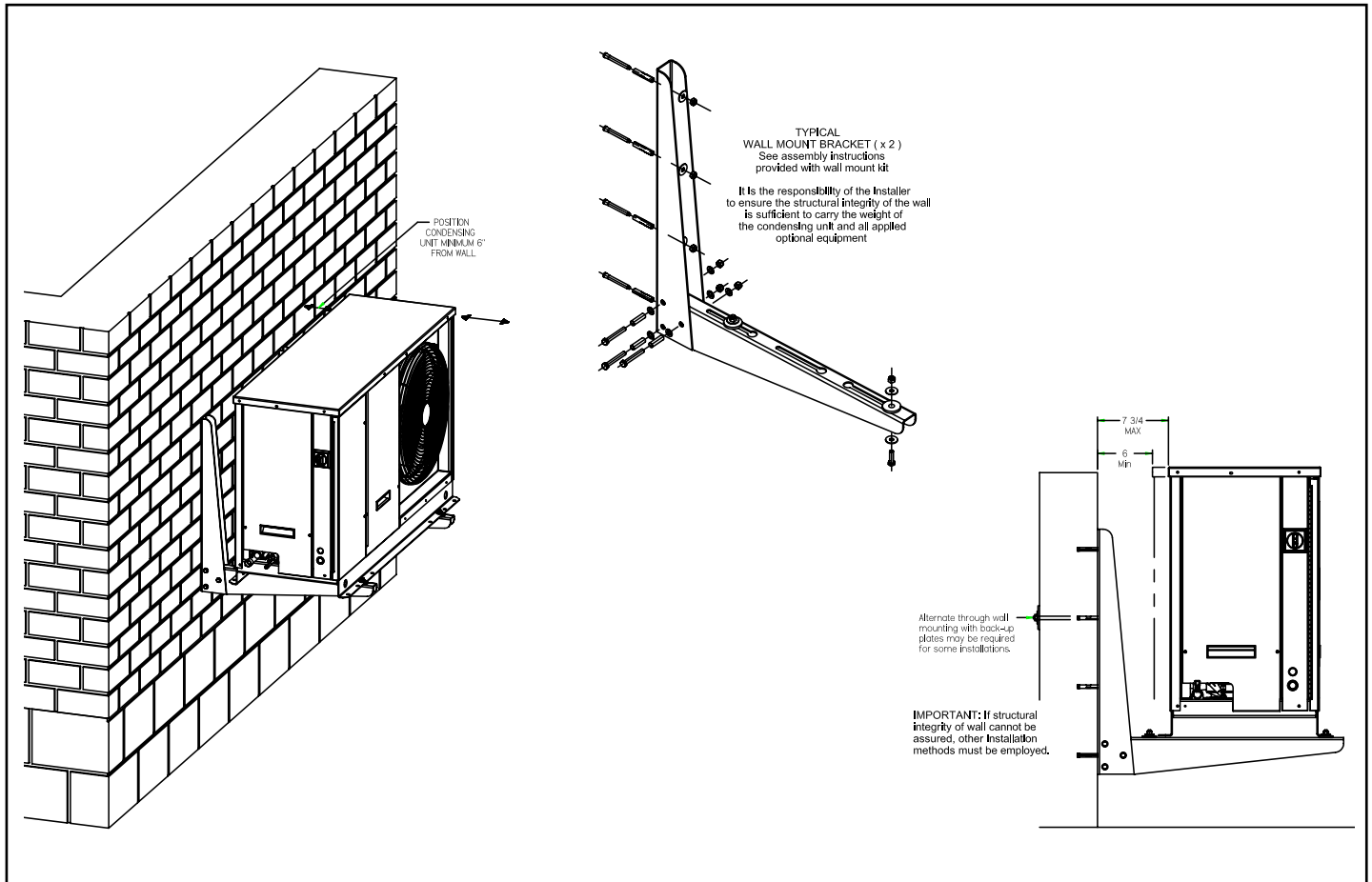
REFER TO SEPARATE SHEET QSU-QCU-02 FOR CONTROL SET-UP PROCEDURE

NOTES

- C1. USE COPPER CONDUCTORS ONLY
- C2. USE 75°C WIRE (OR HIGHER)
- C3. OPTIONAL COMPONENT
- C4. ALL FUSES TO BE CLASS CC OR J AND VOLTAGE RATED EQUAL (OR HIGHER) THAN OPERATING VOLTAGE

CONDUCTORS/WIRING
- - - - - FACTORY WIRING
- - - - - OPTIONAL WIRING
- - - - - WIRING BY OTHERS
ALL FIELD WIRING MUST BE DONE IN COMPLIANCE WITH ALL APPLICABLE LOCAL AND NATIONAL CODES.

REVISIONS			DIAGRAM NUMBER
DATE	BY	LTR	T4Q1DW6
SEPT 12/17	BN	A	



PROJECT INFORMATION


System	
Model Number	Date of Start-Up
Serial Number	Service Contractor
Refrigerant	Phone
Electrical Supply	E-mail


 <p>PRODUCT SUPPORT</p>	<p><i>web: www.t-rp.com/tqz</i> <i>email: smcu@t-rp.com</i> <i>call: 1-844-893-3222 x521</i></p>
---	---

 <p>TROUBLESHOOTING</p>	<p><i>email: troubleshooting@t-rp.com</i> <i>call: 1-844-893-3222 x529</i></p>
---	---

 <p>SERVICE PARTS</p>	<p><i>web: www.t-rp.com/parts</i> <i>email: parts@t-rp.com</i> <i>call: 1-844-893-3222 x521</i></p>
---	---

 <p>WARRANTY</p>	<p><i>web: www.t-rp.com/warranty</i> <i>email: warranty@t-rp.com</i> <i>call: 1-844-893-3222 x501</i></p>
---	---

 <p>ORDERS</p>	<p><i>email: orders@t-rp.com</i> <i>call: 1-844-893-3222 x501</i></p>
--	---

 <p>SHIPPING</p>	<p><i>email: shipping@t-rp.com</i> <i>call: 1-844-893-3222 x503</i></p>
--	---



Trenton Refrigeration
 Brantford, ON • Longview, TX
 1-800-463-9517 info@t-rp.com www.t-rp.com

